

CONSTRUCTION DOCUMENTS FOR: DIGITAL MEDIA OFFICE - 12TH LEVEL OFICINA DE ADMINISTRACIÓN DE TRIBUNALES

268 Luis Muñoz Rivera Ave. San Juan, Puerto Rico 00918.


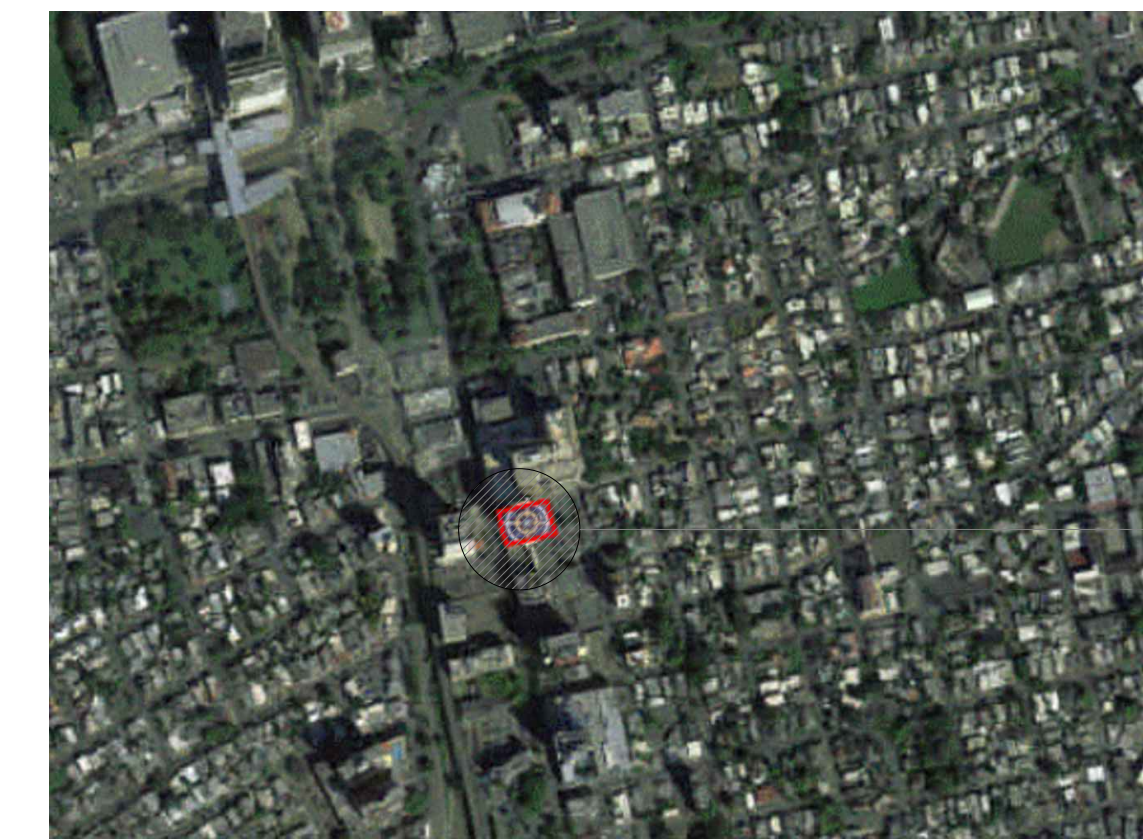


GENERAL NOTES

- CONTRACTOR SHALL VISIT THE SITE AND VERIFY ALL CONDITIONS AND DIMENSIONS AND REPORT ALL DISCREPANCIES TO THE ARCHITECT, PROJECT MANAGER OR INSPECTOR PRIOR TO THE COMMENCEMENT OF WORK
- WHERE DIMENSIONS ARE UNCLEAR, CONSULT THE ARCHITECT, PROJECT MANAGER OR INSPECTOR. CONTRACTOR SHALL BE HELD RESPONSIBLE FOR HIS WORK ALL DIMENSIONS SHALL BE FIELD VERIFIED WHERE POSSIBLE. ALL DIMENSIONS ARE FINISHES DIMENSIONS UNLESS OTHERWISE INDICATED. ALL NEW WINDOW AND DOOR OPENINGS MUST BE VERIFIED ON SITE FOR DIMENSIONS ACCURACY BEFORE ORDERING MATERIAL.
- THE CONSTRUCTION DRAWINGS AND THE TECHNICAL SPECIFICATIONS ARE COMPLEMENTARY TO EACH OTHER. THE CONTRACTOR MUST ASSUME INFORMATION PRESENT IN EITHER AND IN BOTH DOCUMENTS
- THE CONTRACTOR SHALL COMPLY WITH ALL APPLICABLE CODES INCLUDING THE 2009 INTERNATIONAL BUILDING CODE (IBC) AND ANY OTHER APPLICABLE STATE AND LOCAL CODES.
- THE CONTRACTOR SHALL PROVIDE ALL LABOR, MATERIALS, TOOLS AND EQUIPMENT NECESSARY TO COMPLETE THE BUILDING AS SHOWN. MATERIALS AND WORKMANSHIP SHALL BE OF THE HIGHEST QUALITY EMPLOYED BY THE RESPECTIVE TRADES. EACH SUB-CONTRACTOR SHALL BE RESPONSIBLE FOR REPAIRING, REFINISHING ANY AND ALL EXISTING WORK ALTERED BY EITHER OPERATION.
- CONTRACTOR AND HIS SUB-CONTRACTORS SHALL TURN THE PROJECT OVER TO OWNER FREE FROM ALL CONSTRUCTION DEBRIS AND CLEAN.
- CONTRACTOR SHALL REPLACE AND/OR REPAIR, STRUCTURES OR EQUIPMENT DETERIORATED OR DAMAGED IN ANY WAY BY THE CONSTRUCTION PROCESS WETHER OR NOT SPECIFICALLY STATED IN THE DRAWINGS.
- CONTRACTOR SHALL TAKE MAXIMUM PRECAUTIONS IN ORDER TO PREVENT DAMAGE TO EQUIPMENT OR ADJACENT PROPERTY AND

AVOID INJURIES TO PERSONNEL AND PEOPLE.

- IT IS UNDERSTOOD THAT WHILE NOT EVERY DETAIL OF THE WORK IS SHOWN ON THE DRAWINGS OR SPECIFICATIONS, THE WORK INCLUDES ITEM INFERABLE FROM THE CONTRACTOR DOCUMENT. THE OWNER SHALL NOT BE HOLD RESPONSIBLE FOR THE ABSENCE OF ANY DETAIL THE CONTRACTOR MAY REQUIRE FOR ANY CONSTRUCTION WHICH MAY BE FOUND NECESSARY AS THE WORK PROGRESS. IF ANY ITEM OR SYSTEM IS EITHER SHOWN OR SPECIFIED, ALL MATERIAL AND EQUIPMENT NORMALLY FURNISHED WITH SUCH ITEMS AND/OR NEED TO MAKE A COMPLETE OPERATION INSTALLATION, SHALL BE PROVIDED WETHER MENTIONED OR NOT, OMITTING ONLY SUCH PARTS AS ARE SPECIFICALLY EXCEPTED.
- THE DRAWINGS HAVE BEEN PREPARED ON THE BASIS OF OBSERVATION OF EXISTING CONDITIONS. THE ARCHITECT ACCEPTS NO RESPONSIBILITY FOR CONCEALED SITE CONDITIONS.
- PAINT: ALL SURFACE MUST BE SCRAPES, CLEANED, PRIMED BEFORE PAINTED. PAINT COLOR SCHEME TO BE SELECTED BY DESIGN AND CONSTRUCTION OFFICE COORDINATOR.



LOCATION

OBTAINED FROM: JUNTA DE PLANIFICACIÓN DE PUERTO RICO | GEOLOCALIZADOR - MIPR
Junta de Planificación, Programa de Sistema de Información Geográfica | Esri, HERE, Garmin, INCREMENT P, NGA, USGS
Catastro: 063-051-168-10
Coordenadas Nad83 | x: 239862.1823, y: 264971.6432
(Lat: 18.41997495, Lon: -66.05603382)
San Juan, Hato Rey Central.

→ SITE

ADDRESS

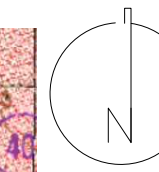
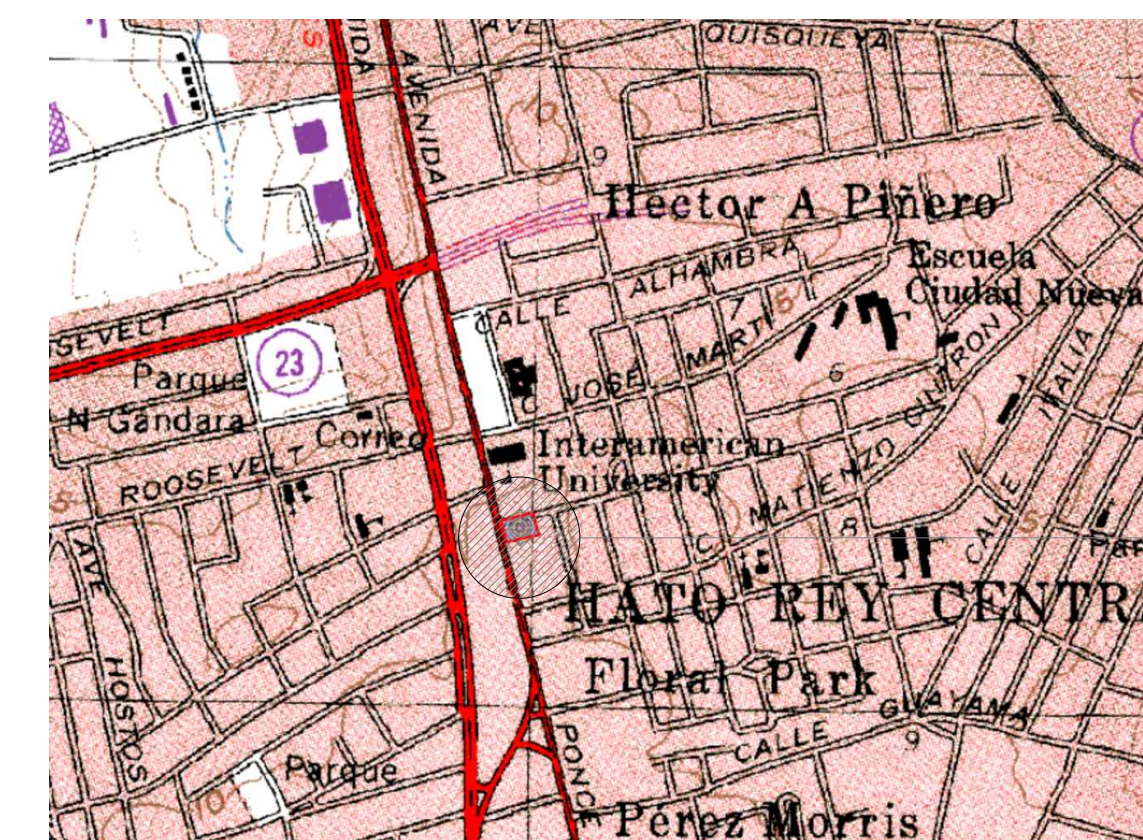
OFICINA DE ADMINISTRACIÓN DE TRIBUNALES
12TH LEVEL
AVE. LUIS MUÑOZ RIVERA #268
SAN JUAN, PUERTO RICO
00918

OWNER

OFICINA DE ADMINISTRACIÓN DE TRIBUNALES
REGISTER NO.
063-051-168-10

REVISIONS

REV. DATE DESCRIPTION BY CHK'D
-- -- -- -- --



TOPOGRAPHY

OBTAINED FROM: JUNTA DE PLANIFICACIÓN DE PUERTO RICO | GEOLOCALIZADOR - MIPR

Junta de Planificación, Programa de Sistema de Información Geográfica | Esri, HERE, Garmin, INCREMENT P, NGA, USGS.

SAN JUAN QUADRANGLE, PUERTO RICO

→ SITE

Calificación: Oficialización del geodato en proceso, favor de referirse al mapa de calificación vigente.
Clasificación PT: Oficialización del geodato en proceso, favor de referirse al mapa de calificación vigente.
Clasificación PUT: SU (99%) VIAL (1%)
Mapa de Calificación: Hoja 6D, San Juan.
Distrito Sobrepuesto: APE-ZC (Área de Planificación Especial Zona Cárstica)

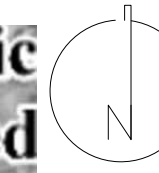
IMPORTANT NOTES TO THE CONTRACTOR:

CONTRACTOR SHALL VERIFY ALL DIMENSIONS AND SITE CONDITIONS BEFORE PROCEEDING WITH WORK. IF ANY DISCREPANCIES, ERRORS OR OMISSIONS SHOULD BE ENCOUNTERED ON PLANS, CONTRACTOR SHALL NOTIFY THE ENGINEER BEFORE ANY PART OF THE WORK IS STARTED SO THAT PROPER CORRECTIONS ARE MADE. IF ENGINEER IS NOT NOTIFIED PRIOR TO COMMENCING OF THE WORK.

ALL DESIGNS AND DRAWINGS HEREIN AND PRINTS ISSUED BY THE ENGINEER ARE THE PROPERTY OF THE ENGINEER AND SHALL NOT BE REUSED ON ANY OTHER LOCATION EXCEPT THE ONE FOR WHICH THEY EXPRESSLY DESIGNED.

IF THESE DRAWINGS OR ANY PART THEREOF IS REPRODUCED WITHOUT THE CONSENT OF THE ENGINEER, THE PERSON WHO IS DOING WILL BE INDEBTED TO THE ENGINEER FOR HIS FULL COSTS.

CONTRACTOR SHALL NOT USE FOR CONSTRUCTION PURPOSES ANY DRAWINGS THAT WERE ADVANCE TO HIM PRIOR TO THE BEGINNING OF CONSTRUCTION. ALL PLANS BEING USED BY CONTRACTOR SHOULD HAVE A LABEL SAYING "FOR CONSTRUCTION ONLY" SIGNED AND SEALED BY THE ENGINEER.



FLOOD MAP

OBTAINED FROM: JUNTA DE PLANIFICACIÓN DE PUERTO RICO | MAPA NIVELES DE INUNDACIÓN BASE RECOMENDADOS

Junta de Planificación, Programa de Sistema de Información Geográfica | Esri, HERE, Garmin, INCREMENT P, NGA, USGS

Zona de Inundabilidad: X
Zona Inund. Advisory: A: X
Panel: 72000C1280J
Suelo (NRCS): SNS (Soil not surveyed)

→ SITE

CERTIFICATION

I, WILLIAM MELENDEZ RIVAS, LIC. 16383, CERTIFY THAT I AM THE PROFESSIONAL DESIGNER OF THESE PLANS AND SPECIFICATIONS. I ALSO CERTIFY THAT I UNDERSTAND THAT THESE PLANS AND SPECIFICATIONS MEET THE REGULATORY PROVISIONS SET OF RULES AND CODES OF AGENCIES, BOARDS REGULATORS AND PUBLIC CORPORATIONS WITH JURISDICTION. I ACKNOWLEDGE THAT IF ANY FALSE STATEMENTS OR FORGERY OF EVENTS HAVE OCCURRED WITHOUT KNOWLEDGE OR NEGLIGENCE WHETHER BY ME, MY AGENTS OR EMPLOYEES, OR OTHER PEOPLE WITH MY KNOWLEDGE, I AM RESPONSIBLE FOR ANY COURT, OIGP, DISCIPLINARY ACTION AND/OR OTHER COMPETENT AUTHORITIES, INCLUDING, BUT NOT LIMITED TO THE TERMINATION OF PARTICIPATION IN THE PROFESSIONAL CERTIFICATION PROCEDURES OF THE OIGP.



PO Box 970, Naguabo, P.R. 00718
Tel: (787) 918-5890 / 5891
Email: info@ingenioromelendez.com

SIGNATURE



FILE

Dwg Name: OAT-DIGITAL MEDIA OFFICE 12TH LEVEL
Drawn by: ERIANA VASQUEZ, ARD
Revised by: Eng. W. Meléndez Rivas, #16383
Plot Scale:
Progress Print: Dec 08, 2021

TITLE

T I T L E P A G E

DRAWING NO.

G - 1 0 0

PAGE: 01/15

PAGE INDEX

- | | |
|-----------|---|
| 1. G-100 | TITTLE SHEET |
| 2. V-100 | SITE PLAN |
| 3. A-100 | EXISTING CONDITIONS FLOOR PLAN: PROJECT AREA & PHOTODOCUMENTATION |
| 4. A-101 | EXISTING CONDITIONS FLOOR PLAN: DIMENSIONED AREA & PHOTODOCUMENTATION |
| 5. A-102 | EXISTING CONDITIONS: REFLECTED CEILING |
| 6. A-103 | EXISTING CONDITIONS: PHOTODOCUMENTATION |
| 7. A-200 | PROPOSED DEMOLITION FLOOR PLAN |
| 8. A-200 | PROPOSED FLOOR PLAN |
| 9. A-201 | PROPOSED REFLECTED CEILING & DETAILS |
| 10. A-300 | PROPOSED SECTIONS |
| 11. A-400 | PROPOSED WINDOWS & DOORS SCHEDULE |
| 12. E-100 | PROPOSED ELECTRICAL DISTRIBUTION PLAN |
| 13. E-101 | PROPOSED ELECTRICAL LIGHTING PLAN |
| 14. M-100 | EXISTING CONDITIONS: MECHANICAL SYSTEM & RECOMMENDATIONS |
| 15. Q-100 | PROPOSED EQUIPMENT AND TECHNICAL SPECIFICATIONS |

Submittal Review

APPROVED

Review and/or approval neither extends nor alters any contractual obligations of the Architect or Contractor. Refer to the General Conditions of the Contract and/or Division 1 of the Specification for a description of this submittal response and the contractual significance.

Submittal Review

APPROVED AS NOTED

Review and/or approval neither extends nor alters any contractual obligations of the Architect or Contractor. Refer to the General Conditions of the Contract and/or Division 1 of the Specification for a description of this submittal response and the contractual significance.

Submittal Review

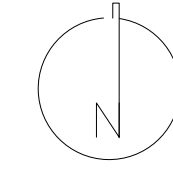
REVISE AND RESUBMIT

Review and/or approval neither extends nor alters any contractual obligations of the Architect or Contractor. Refer to the General Conditions of the Contract and/or Division 1 of the Specification for a description of this submittal response and the contractual significance.

Submittal Review

REJECTED

Review and/or approval neither extends nor alters any contractual obligations of the Architect or Contractor. Refer to the General Conditions of the Contract and/or Division 1 of the Specification for a description of this submittal response and the contractual significance.



WORLD PLAZA BUILDING - HATO REY
ARCHITECTURAL INTERVENTION

THE SCOPE OF THIS FIRST PRELIMINARY PHASE, IS CONFORMED BY THE FOLLOWING:

- 1. INTERIOR ARCHITECTURAL INTERVENTION

THE PRELIMINARY DESIGN OF THE RECORDING STUDY FOR LEVEL "12" OF OAT IS PRESENTED BELOW.
FOR MORE DETAILS, SEE THE ATTACHED CONCEPTUAL MEMORIAL.

ADDRESS

OFICINA DE ADMINISTRACIÓN DE TRIBUNALES
12TH LEVEL

AVE. LUIS MUÑOZ RIVERA #268
SAN JUAN, PUERTO RICO
00918

OWNER

OFICINA DE ADMINISTRACIÓN DE TRIBUNALES

REGISTER NO.

0 6 3 - 0 5 1 - 1 6 8 - 1 0

REVISIONS

REV. DATE DESCRIPTION BY CHK'D

REV.	DATE	DESCRIPTION	BY	CHK'D

IMPORTANT NOTES TO THE CONTRACTOR:

CONTRACTOR SHALL VERIFY ALL DIMENSIONS AND SITE CONDITIONS BEFORE PROCEEDING WITH WORK. IF ANY DISCREPANCIES, ERRORS OR OMISSIONS SHOULD BE ENCOUNTERED ON PLANS, CONTRACTOR SHALL NOTIFY THE ENGINEER BEFORE ANY PART OF THE WORK IS STARTED SO THAT PROPER CORRECTIONS ARE MADE. IF ENGINEER IS NOT NOTIFIED PRIOR TO COMMENCING OF THE WORK.

ALL DESIGNS AND DRAWINGS HEREIN AND PRINTS ISSUED BY THE ENGINEER ARE THE PROPERTY OF THE ENGINEER AND SHALL NOT BE REPRODUCED ON ANY OTHER LOCATION EXCEPT THE ONE FOR WHICH THEY EXPRESSLY DESIGNED.

IF THESE DRAWINGS OF ANY PART THEREOF IS REPRODUCED WITHOUT THE CONSENT OF THE ENGINEER, THE PERSON WHO IS DOING WILL BE INDEBTED TO THE ENGINEER FOR HIS FULL COSTS.

CONTRACTOR SHALL NOT USE FOR CONSTRUCTION PURPOSES ANY DRAWINGS THAT WERE ADVANCED TO HIM PRIOR TO THE BEGINNING OF CONSTRUCTION. ALL PLANS BEING USED BY CONTRACTOR SHOULD HAVE A LABEL SAYING "FOR CONSTRUCTION ONLY" SIGNED AND SEALED BY THE ENGINEER.

CERTIFICATION

I, WILLIAM MELENDEZ RIVAS, LIC. 16383, CERTIFY THAT I AM THE PROFESSIONAL DESIGNER OF THESE PLANS AND SPECIFICATIONS. I ALSO CERTIFY THAT I UNDERSTAND THAT THESE PLANS AND SPECIFICATIONS MEET THE REGULATORY PROVISIONS SET OF RULES AND CODES OF AGENCIES, BOARDS REGULATORS AND PUBLIC CORPORATIONS WITH JURISDICTION. I ACKNOWLEDGE THAT IF ANY FALSE STATEMENTS OR FORGERY OF EVENTS HAVE OCCURRED WITHOUT KNOWLEDGE OR NEGLIGENCE WHETHER BY ME, MY AGENTS OR EMPLOYEES, OR OTHER PERSONS WITH MY KNOWLEDGE, MAKES ME RESPONSIBLE FOR ANY COURT, OIGPA, DISCIPLINARY ACTION AND/OR OTHER COMPETENT AUTHORITIES, INCLUDING BUT NOT LIMITED TO THE TERMINATION OF PARTICIPATION IN THE PROFESSIONAL CERTIFICATION PROCEDURES ON THE OIGPA.



PO Box 970, Naguabo, P.R. 00718
Tel: (787) 918-5890 / 5891
Email: info@ingeniomelendez.com

SIGNATURE



FILE

Dwg Name: OAT- DIGITAL MEDIA OFFICE 12TH LEVEL
Drawn by: ERIANA VASQUEZ, ARG.
Revised by: KEYSHA RODRIGUEZ, AIT #22103
Plot Scale: Eng. W. Melendez Rivas, #16383
Progress Print: Dec 08, 2021

TITLE

S I T E P L A N

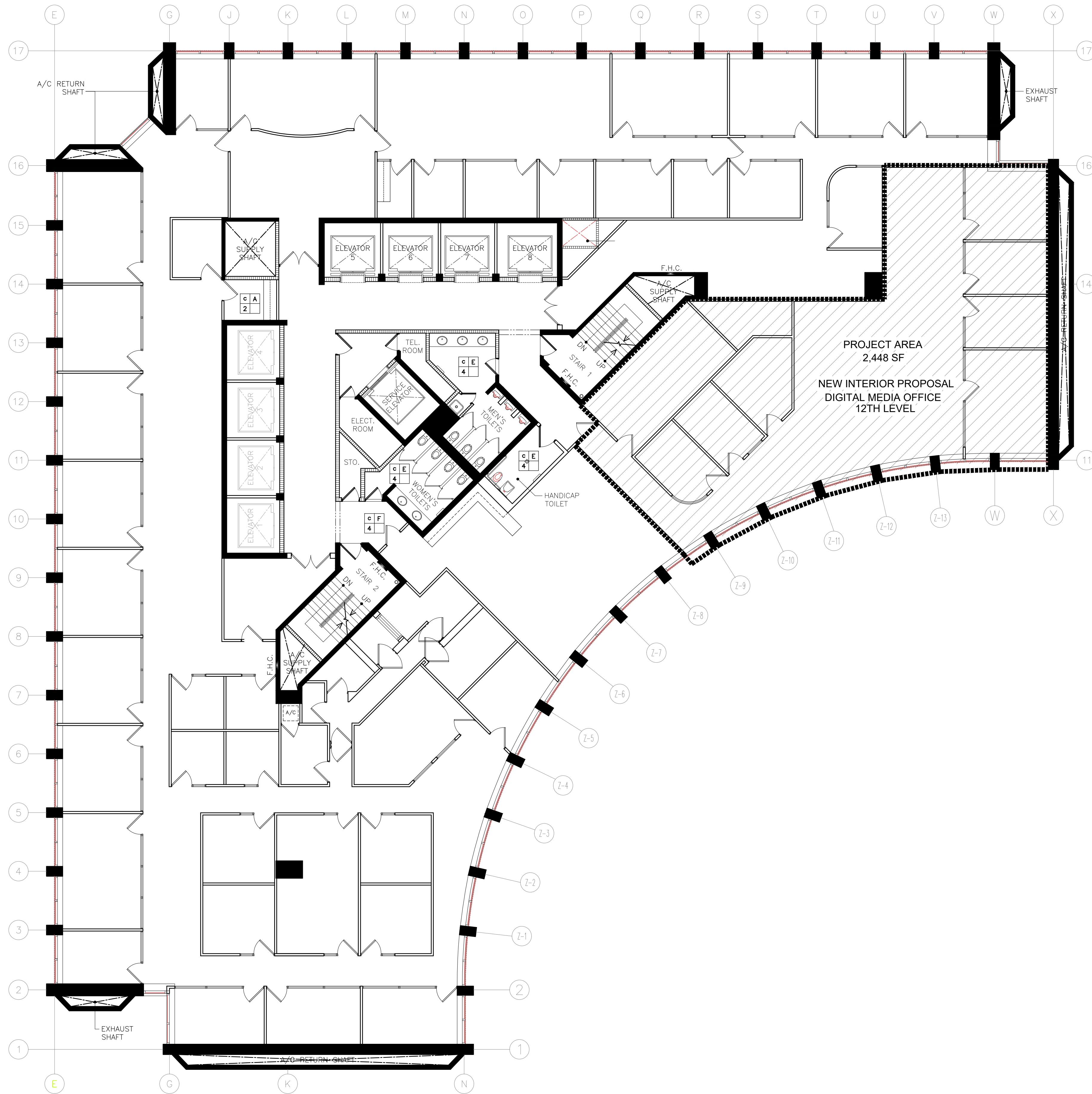
DRAWING NO.

V - 1 0 0

PAGE: 02/15




SITE PLAN

N.T.S.



EXISTING CONDITIONS FLOOR PLAN: PROJECT AREA

N.T.S.



EXISTING CONDITIONS: PHOTODOCUMENTATION

SCALE: N.T.S.

ADDRESS

OFICINA DE ADMINISTRACIÓN DE TRIBUNALES
12TH LEVEL

AVE. LUIS MUÑOZ RIVERA #268
SAN JUAN, PUERTO RICO
00918

OWNER

OFICINA DE ADMINISTRACIÓN DE TRIBUNALES

REGISTER NO.

0 6 3 - 0 5 1 - 1 6 8 - 1 0

REVISIONS

REV. DATE DESCRIPTION BY CHK'D

REV.	DATE	DESCRIPTION	BY	CHK'D

IMPORTANT NOTES TO THE CONTRACTOR:

CONTRACTOR SHALL VERIFY ALL DIMENSIONS AND SITE CONDITIONS BEFORE PROCEEDING WITH WORK. IF ANY DISCREPANCIES, ERRORS OR OMISSIONS SHOULD BE ENCOUNTERED ON PLANS, CONTRACTOR SHALL NOTIFY THE ENGINEER BEFORE ANY PART OF THE WORK IS STARTED SO THAT PROPER CORRECTIONS ARE MADE. IF ENGINEER IS NOT NOTIFIED PRIOR TO COMMENCING OF THE WORK.

ALL DESIGNS AND DRAWINGS HEREIN AND PRINTS ISSUED BY THE ENGINEER ARE THE PROPERTY OF THE ENGINEER AND SHALL NOT BE REUSED ON ANY OTHER LOCATION EXCEPT THE ONE FOR WHICH THEY EXPRESSLY DESIGNED.

IF THESE DRAWINGS OR ANY PART THEREOF IS REPRODUCED WITHOUT THE CONSENT OF THE ENGINEER, THE PERSON WHO IS DOING WILL BE INDEBTED TO THE ENGINEER FOR HIS FULL COST.

CONTRACTOR SHALL NOT USE FOR CONSTRUCTION PURPOSES ANY DRAWINGS THAT WERE ADVANCED TO HIM PRIOR TO THE BEGINNING OF CONSTRUCTION. ALL PLANS BEING USED BY CONTRACTOR SHOULD HAVE A LABEL SAYING "FOR CONSTRUCTION ONLY" SIGNED AND SEALED BY THE ENGINEER.

CERTIFICATION

I, WILLIAM MELENDEZ RIVAS, LIC. 16383, CERTIFY THAT I AM THE PROFESSIONAL DESIGNER OF THESE PLANS AND SPECIFICATIONS. I ALSO CERTIFY THAT I UNDERSTAND THAT THESE PLANS AND SPECIFICATIONS MEET THE REGULATORY PROVISIONS SET OF RULES AND CODES OF AGENCIES, BOARDS REGULATORS AND PUBLIC CORPORATIONS WITH JURISDICTION. I ACKNOWLEDGE THAT IF ANY FALSE STATEMENTS OR FORGERY OF EVENTS HAVE OCCURRED WITHOUT KNOWLEDGE OR NEGLIGENCE WHETHER BY ME, MY AGENTS OR EMPLOYEES, OR OTHER PEOPLE WITH ANY KNOWLEDGE, MAKES ME RESPONSIBLE FOR ANY COURT, OIGPA, DISCIPLINARY ACTION AND/OR OTHER COMPETENT AUTHORITIES, INCLUDING BUT NOT LIMITED TO THE TERMINATION OF PARTICIPATION IN THE PROFESSIONAL CERTIFICATION PROCEDURES ON THE OIGPA.



PO Box 970, Naguabo, P.R. 00718
Tel: (787) 918-5890 / 5891
Email: info@ingenieromelendez.com

SIGNATURE



FILE

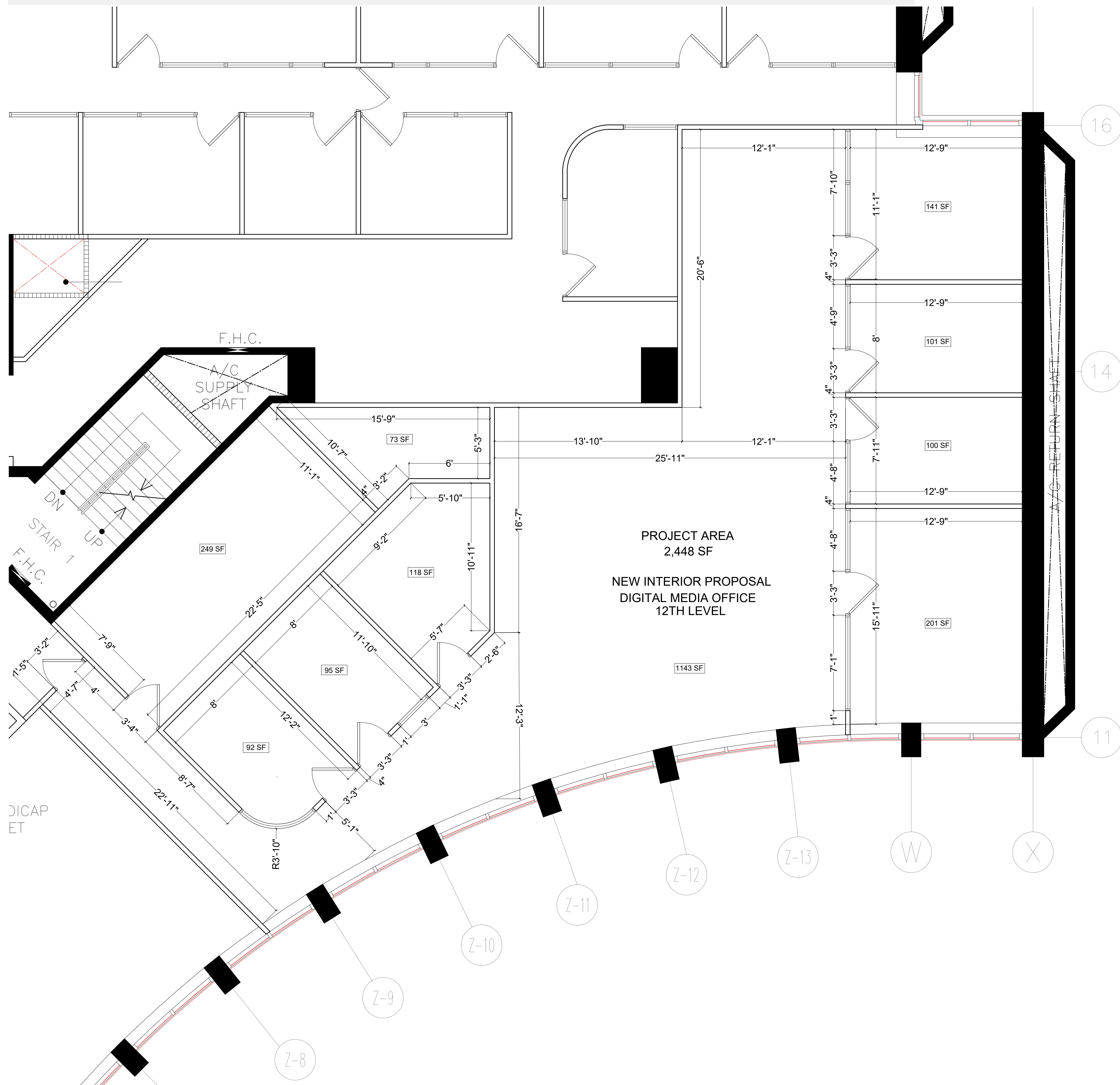
Dwg Name: OAT-DIGITAL MEDIA OFFICE 12TH LEVEL
Drawn by: ERIANA VASQUEZ, ARQ.
Revised by: KEYSHA RODRIGUEZ, AIT #22103
Plot Scale: Eng. W. Meléndez Rivas, #16383
Progress Print: Dec 08, 2021

TITLE

EXISTING CONDITIONS FLOOR PLAN




DRAWING NO.

A - 1 0 0



EXISTING CONDITIONS FLOOR PLAN: DIMENSIONED AREA

SCALE: 1/4" = 1'-0"



EXISTING CONDITIONS: PHOTODOCUMENTATION

SCALE: N.T.S.

ADDRESS

OFICINA DE ADMINISTRACIÓN DE TRIBUNALES
12TH LEVEL

AVE. LUIS MUÑOZ RIVERA #268
SAN JUAN, PUERTO RICO
00918

OWNER

OFICINA DE ADMINISTRACIÓN DE TRIBUNALES

REGISTER NO.

0 6 3 - 0 5 1 - 1 6 8 - 1 0

REVISIONS

REV. DATE DESCRIPTION BY CHK'D

-- -- -- -- --

CERTIFICATION

I, WILLIAM MELENDEZ RIVAS, LIC. 16383, CERTIFY THAT I AM THE PROFESSIONAL DESIGNER OF THESE PLANS AND SPECIFICATIONS. I ALSO CERTIFY THAT I UNDERSTAND THAT THESE PLANS AND SPECIFICATIONS MEET THE REGULATORY PROVISIONS SET OF RULES AND CODES OF AGENCIES, BOARDS REGULATORS AND PUBLIC CORPORATIONS WITH JURISDICTION. I ACKNOWLEDGE THAT IF ANY FALSE STATEMENTS OR FORGERY OF SEALS HAVE OCCURRED WITHOUT KNOWLEDGE OR NEGLIGENCE WHETHER BY ME, MY AGENTS OR EMPLOYEES OR OTHER PERSONS WITH MY KNOWLEDGE, MAKES ME RESPONSIBLE FOR ANY COURT, OIGPA, DISCIPLINARY ACTION AND/OR OTHER COMPETENT AUTHORITIES, INCLUDING, BUT NOT LIMITED TO THE TERMINATION OF PARTICIPATION IN THE PROFESSIONAL CERTIFICATION PROCEDURES ON THE OIGPA.



PO Box 970, Naguabo, P.R. 00718
Tel: (787) 918-5890 / 5891
Email: info@ingenieromelendez.com

SIGNATURE



FILE

Dwg Name: OAT- DIGITAL MEDIA OFFICE 12TH LEVEL

Drawn by: ERIANA VASQUEZ, AIA

Revised by: Eng. W. Meléndez Rivas, #16383

Plot Scale:

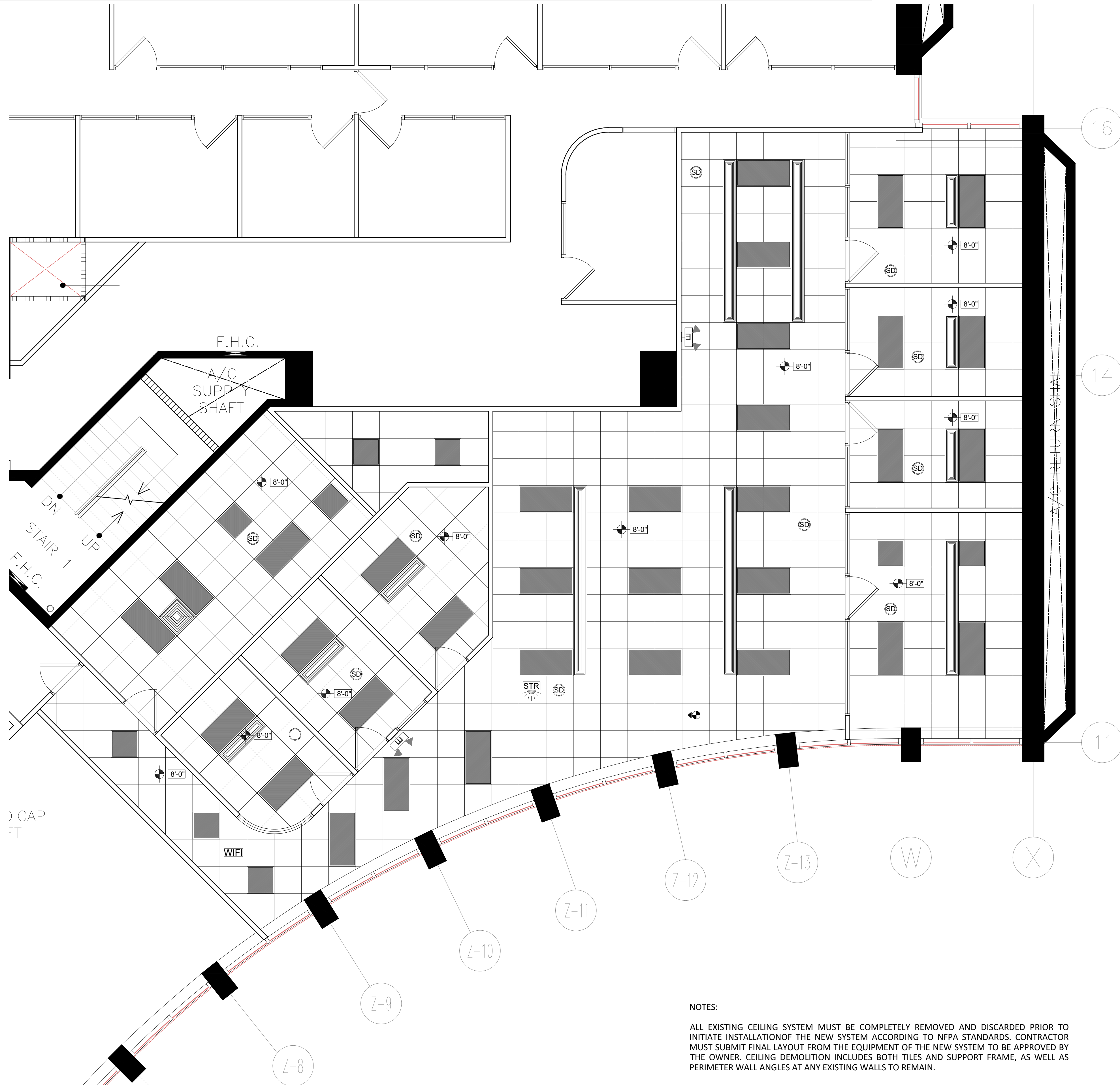
Progress Print: Dec 08, 2021

TITLE

EXISTING CONDITIONS FLOOR PLAN: DIMENSIONED AREA & PHOTODOCUMENTATION DRAWING NO.

A - 1 0 1

PAGE: 04/15



EXISTING CONDITIONS FLOOR PLAN: REFLECTED CEILING


SCALE: 1/4" = 1'-0"

NOTES:


ALL EXISTING CEILING SYSTEM MUST BE COMPLETELY REMOVED AND DISCARDED PRIOR TO INITIATE INSTALLATION OF THE NEW SYSTEM ACCORDING TO NFPA STANDARDS. CONTRACTOR MUST SUBMIT FINAL LAYOUT FROM THE EQUIPMENT OF THE NEW SYSTEM TO BE APPROVED BY THE OWNER. CEILING DEMOLITION INCLUDES BOTH TILES AND SUPPORT FRAME, AS WELL AS PERIMETER WALL ANGLES AT ANY EXISTING WALLS TO REMAIN.



01 MAIN ACCESS TO THE BUILDING - EXISTING LOBBY AREA



02 EXISTING CONDITION CEILING - OPEN SPACE



03 EXISTING CONDITION CEILING - OPEN SPACE

EXISTING CONDITIONS: PHOTODOCUMENTATION

SCALE: N.T.S.

ADDRESS

OFICINA DE ADMINISTRACIÓN DE TRIBUNALES
12TH LEVEL

AVE. LUIS MUÑOZ RIVERA #268
SAN JUAN, PUERTO RICO
00918

OWNER

OFICINA DE ADMINISTRACIÓN DE TRIBUNALES

REGISTER NO.

0 6 3 - 0 5 1 - 1 6 8 - 1 0

REVISIONS

REV. DATE DESCRIPTION BY CHK'D

REV.	DATE	DESCRIPTION	BY	CHK'D

IMPORTANT NOTES TO THE CONTRACTOR:

CONTRACTOR SHALL VERIFY ALL DIMENSIONS AND SITE CONDITIONS BEFORE PROCEEDING WITH WORK. IF ANY DISCREPANCIES, ERRORS OR OMISSIONS SHOULD BE ENCOUNTERED ON PLANS, CONTRACTOR SHALL NOTIFY THE ENGINEER BEFORE ANY PART OF THE WORK IS STARTED SO THAT PROPER CORRECTIONS BE MADE. IF ENGINEER IS NOT NOTIFIED PRIOR TO COMMENCING OF THE WORK.

ALL DESIGNS AND DRAWINGS HEREIN AND PRINTS ISSUED BY THE ENGINEER ARE THE PROPERTY OF THE ENGINEER AND SHALL NOT BE REUSED ON ANY OTHER LOCATION EXCEPT THE ONE FOR WHICH THEY EXPRESSLY DESIGNED.

IF THESE DRAWINGS OR ANY PART THEREOF IS REPRODUCED WITHOUT THE CONSENT OF THE ENGINEER, THE PERSON WHO IS DOING WILL BE INHERITED TO THE ENGINEER FOR HIS FULL C O M P E N S A T I O N .

CONTRACTOR SHALL NOT USE FOR CONSTRUCTION PURPOSES ANY DRAWINGS THAT WERE ADVANCED TO HIM PRIOR TO THE BEGINNING OF CONSTRUCTION. ALL PLANS BEING USED BY CONTRACTOR SHOULD HAVE A LABEL SAYING "FOR CONSTRUCTION ONLY" SIGNED AND SEALED BY THE ENGINEER.

CERTIFICATION

I, WILLIAM MELENDEZ RIVAS, LIC. 16383, CERTIFY THAT I AM THE PROFESSIONAL DESIGNER OF THESE PLANS AND SPECIFICATIONS. ALSO CERTIFY THAT I UNDERSTAND THAT THESE PLANS AND SPECIFICATIONS MEET THE REGULATION PROVISIONS SET OF RULES AND CODES OF AGENCIES, BOARDS REGULATORS AND PUBLIC CORPORATIONS WITH JURISDICTION. I ACKNOWLEDGE THAT IF ANY FALSE STATEMENTS OR FORGERY OF EVENTS HAVE OCCURRED WITHOUT KNOWLEDGE OR INDIFFERENCE WHETHER BY ME, MY AGENTS OR EMPLOYEES, OR OTHER PEOPLE WITH MY KNOWLEDGE, MAKES ME RESPONSIBLE FOR ANY COURT, OCPRA DISCIPLINARY ACTION AND/OR OTHER COMPETENT AUTHORITIES, INCLUDING, BUT NOT LIMITED TO THE TERMINATION OF PARTICIPATION IN THE PROFESSIONAL CERTIFICATION PROCEDURES OF THE OCPRA.



PO Box 970, Nagueabo, P.R. 00718
Tel.: (787) 918-5890 / 5891
Email: info@ingenieromelendez.com

SIGNATURE



FILE

Dwg Name: OAT. DIGITAL MEDIA OFFICE 12TH LEVEL
Drawn by: ERIANA VASQUEZ, ARG.
KEYSILA RODRIGUEZ, AIT #21103
Revised by: Eng. W. Meléndez Rivas, #16383
Plot Scale:
Progress Print: Dec 08, 2021

TITLE

EXISTING CONDITIONS: REFLECTED CEILING & PHOTODOCUMENTATION
DRAWING NO.

A - 1 0 2

ADDRESS

OFICINA DE ADMINISTRACIÓN DE TRIBUNALES
12TH LEVEL

AVE. LUIS MUÑOZ RIVERA #268
SAN JUAN, PUERTO RICO
00918

OWNER

OFICINA DE ADMINISTRACIÓN DE TRIBUNALES

REGISTER NO.

0 6 3 - 0 5 1 - 1 6 8 - 1 0

REVISIONS


REV.	DATE	DESCRIPTION	BY	CHK'D



01 EXISTING CONDITION_SOTORAGE



02 EXISTING CONDITION_MASTER CONTROL



03 EXISTING CONDITION_OPEN AREA



04 EXISTING CONDITION_POST PRODUCTION ROOM



05 EXISTING CONDITION_POST PRODUCTION ROOM

EXISTING CONDITIONS & PHOTODOCUMENTATION

N.T.S.

CERTIFICATION

I, WILLIAM MELENDEZ RIVAS, LIC. 16383, CERTIFY THAT I AM THE PROFESSIONAL DESIGNER OF THESE PLANS AND SPECIFICATIONS. I ALSO CERTIFY THAT I UNDERSTAND THAT THESE PLANS AND SPECIFICATIONS MEET THE REGULATION PROVISIONS SET OF RULES AND CODES OF AGENCIES, BOARDS REGULATORS AND PUBLIC CORPORATIONS WITH JURISDICTION. I ACKNOWLEDGE THAT IF ANY FALSE STATEMENTS OR FORGERY OF EVENTS HAVE OCCURRED WITHOUT KNOWLEDGE OR NEGLIGENCE WHETHER BY ME, MY AGENTS OR EMPLOYEES, OR OTHER PEOPLE WITH MY KNOWLEDGE, I MAKE ME RESPONSIBLE FOR ANY COURT, ORDER, DISCIPLINARY ACTION AND/OR OTHER COMPETENT AUTHORITIES, INCLUDING, BUT NOT LIMITED TO THE TERMINATION OF PARTICIPATION IN THE PROFESSIONAL CERTIFICATION PROCEDURES ON THE DRAWING.



PO Box 970, Naguabo, P.R. 00718
Tel.: (787) 918-5890 / 5891
Email: info@ingenieromelendez.com

SIGNATURE



FILE

Dwg Name: OAT. DIGITAL MEDIA OFFICE 12TH LEVEL
Drawn by: ERIANA VASQUEZ, ARG.
KEYSHELA RODRIGUEZ, AIT #22103
Revised by: Eng. W. Meléndez Rivas, #16383
Plot Scale:
Progress Print: Dec 08, 2021

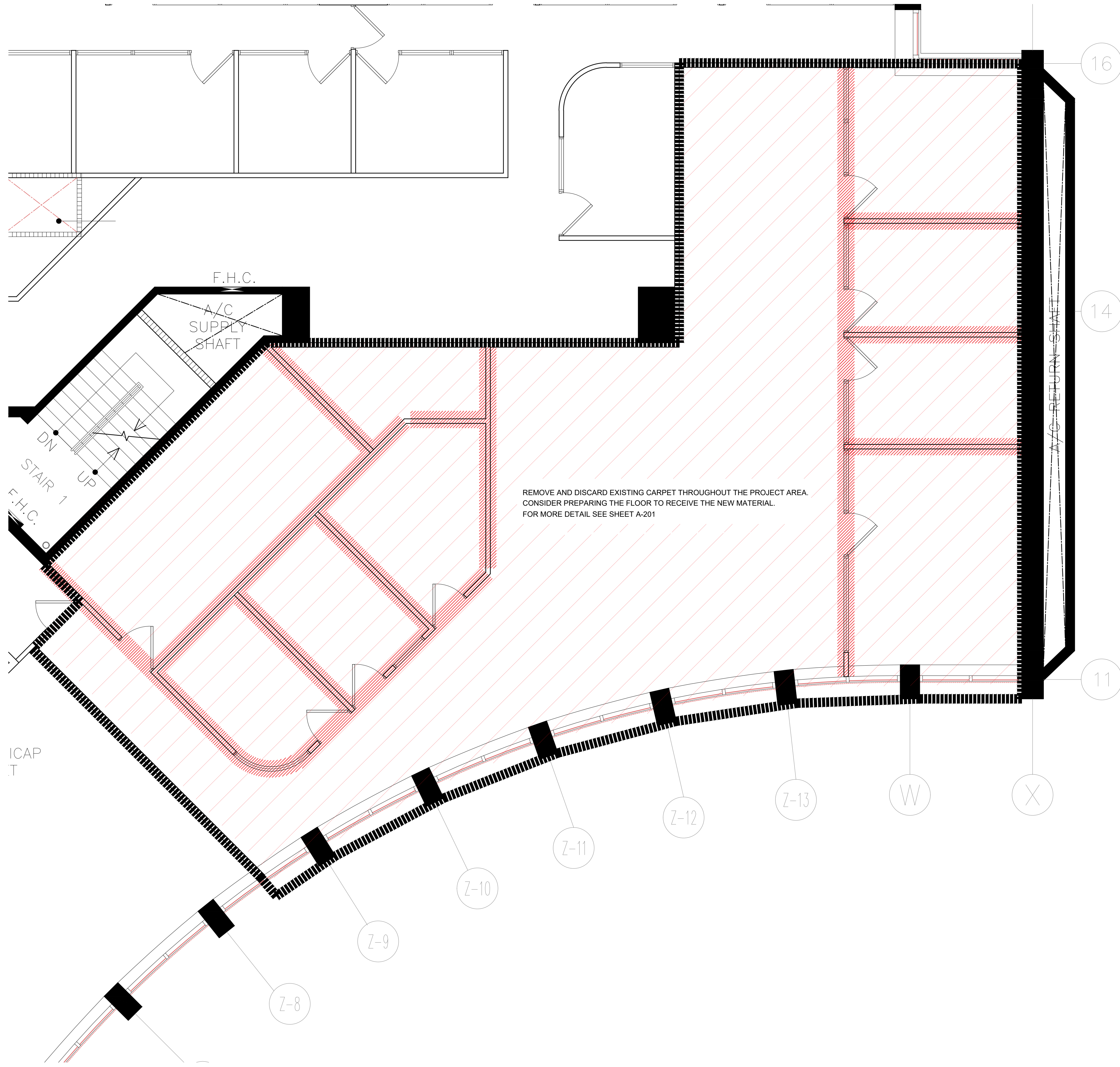
TITLE

EXISTING CONDITIONS & PHOTODOCUMENTATION

DRAWING NO.

A - 1 0 3

PAGE: 06/15



PROPOSED DEMOLITION FLOOR PLAN

SCALE: 1/4" = 1'-0"

DEMOLITION PROCEDURES OVERVIEW:

GENERAL:

CONTRACTOR MUST EXERCISE GREAT CARE WHEN REMOVING, DISMANTLING OR DEMOLISHING ALL REQUIRED PARTS OF THE EXISTING CONDITION IN ORDER NOT TO DAMAGE OTHER EXISTING BUILDING COMPONENTS WHICH ARE TO REMAIN UNALTERED IN THE NEW PROJECT. THIS MAY INCLUDE THE PROVISION OF PROTECTIVE MEASUREMENTS AND COVERING OVER SOME DELICATE BUILDING COMPONENTS DURING SOME PERIODS OF THE WORK.

ALL MATERIAL AND DEBRIS TO BE DISPOSED FROM THE PROJECT SITE MUST BE STORED WITHIN THE PROJECT WALLS UNTIL IT IS FINALLY REMOVED ACCORDING TO THE REGULATIONS AND PROCEDURES ESTABLISHED BY THE OWNER. MATERIAL AND DEBRIS REMOVAL WILL BE COORDINATED IN SUCH A WAY THAT IT DOES NOT AFFECT THE THE PUBLIC AND OTHER TENANTS' SAFE AND COMFORTABLE USE OF THE PREMISES.

CONTRACTOR WILL PAY ATTENTION TO ALL CONTROL MEASURES IN ORDER TO ENSURE THE BEST POSSIBLE ENVIRONMENTAL QUALITY FOR ALL NEIGHBORING TENANTS AND PUBLIC AREAS. ATTENUATION MEASUREMENTS FOR NOISE, DUST, AND ODOR CONTROL MUST BE TAKEN INTO CONSIDERATION DURING BOTH DEMOLITION AND CONSTRUCTION WORK.

WALLS DEMOLITION:

ALL WALLS IDENTIFIED IN THIS DRAWING AS "TO BE DEMOLISHED" (MARKED IN GRAY DIAGONAL SHADE) MUST BE COMPLETELY DISMANTLED FROM ITS BASE TO ITS TOP ANCHORING ABOVE THE CEILING PLANE.

ALL DEMISING WALLS CALLED TO REMAIN IN PLACE, DO REQUIRE, HOWEVER, THE COMPLETE REMOVAL OF ANY WALL COVERING AND/OR SIMILAR FINISHES, TO RECEIVE A NEW FINISH ACCORDING TO THE NEW WALL DURING THE CONSTRUCTION PHASE.

DOORS / HARDWARE REMOVAL & DISPOSITION:

ALL EXISTING DOORS IN ANY WALL CALLED FOR DEMOLITION WILL BE CAREFULLY REMOVED AND DISCARDED.

ELECTRICAL AND LIGHTING SYSTEMS:

ALL ELECTRIC POWER DISTRIBUTION SYSTEMS EXISTING WITHIN THE WALLS TO BE DEMOLISHED AND, CONSEQUENTLY, THOSE OVER THE CEILING, MUST BE COMPLETELY REMOVED FROM THE DISTRIBUTION PANEL, COMPLETE WITH EMT CONDUITS. THE POWER DISTRIBUTION SYSTEM FOR THE NEW PROJECT WILL BE LAID OUT COMPLETELY NEW FROM THE DISTRIBUTION PANEL FROM NEAREST (NEW) ELECTRICAL ROOM.

A SIMILAR PROCEDURE IS REQUIRED AND INTENDED FOR THE VOICE AND DATA WIRING IN THIS PROJECT. COMPLETE REMOVAL OF THE EXISTING SYSTEM IS REQUIRED PRIOR TO INSTALLATION OF NEW SYSTEM.

SPECIAL CARE MUST BE PLACED WHEN REMOVING THE LIGHTING SWITCHES AT THE WALLS TO BE DEMOLISHED. THESE SWITCHES SHALL BE REMOVED AND DISCARDED. ALL LIGHTING CONTROLS WILL BE LAID OUT (NEW) AS PART OF THE CONSTRUCTION PROJECT.

LIGHTING FIXTURES WILL BE REMOVED AND DISCARDED.

ADDRESS

OFICINA DE ADMINISTRACIÓN DE TRIBUNALES
12TH LEVEL

AVE. LUIS MUÑOZ RIVERA #268
SAN JUAN, PUERTO RICO
00918

OWNER

OFICINA DE ADMINISTRACIÓN DE TRIBUNALES

REGISTER NO.

0 6 3 - 0 5 1 - 1 6 8 - 1 0

REVISIONS

REV. DATE DESCRIPTION BY CHK'D

IMPORTANT NOTES TO THE CONTRACTOR:

CONTRACTOR SHALL VERIFY ALL DIMENSIONS AND SITE CONDITIONS BEFORE PROCEEDING WITH WORK. IN ANY DISCREPANCIES, ERRORS OR OMISSIONS SHOULD BE ENCOUNTERED ON PLANS, CONTRACTOR SHALL NOTIFY THE ENGINEER BEFORE ANY PART OF THE WORK IS STARTED SO THAT PROPER CORRECTIONS ARE MADE. IF ENGINEER IS NOT NOTIFIED PRIOR TO COMMENCING OF THE WORK.

ALL DESIGNS AND DRAWINGS HEREIN AND PRINTS ISSUED BY THE ENGINEER ARE THE PROPERTY OF THE ENGINEER AND SHALL NOT BE REPRODUCED OR COPIED IN ANY MANNER WITHOUT THE WRITTEN CONSENT OF THE ENGINEER. THE PERSON WHO IS DOING WILL BE INDEBTED TO THE ENGINEER FOR HIS FULL C O M P L E T E S E R V I C E S .

IF THESE DRAWINGS OR ANY PART THEREOF IS REPRODUCED WITHOUT THE CONSENT OF THE ENGINEER, THE PERSON WHO IS DOING WILL BE INDEBTED TO THE ENGINEER FOR HIS FULL C O M P L E T E S E R V I C E S .

CONTRACTOR SHALL NOT USE FOR CONSTRUCTION PURPOSES ANY DRAWINGS THAT WERE ADVANCED TO HIM PRIOR TO THE BEGINNING OF CONSTRUCTION. ALL PLANS BEING USED BY CONTRACTOR SHOULD HAVE A LABEL SAYING "FOR CONSTRUCTION ONLY" SIGNED AND SEALED BY THE ENGINEER.

CERTIFICATION

I, WILLIAM MELENDEZ RIVAS, LIC. 16383, CERTIFY THAT I AM THE PROFESSIONAL DESIGNER OF THESE PLANS AND SPECIFICATIONS. I ALSO CERTIFY THAT I UNDERSTAND THAT THESE PLANS AND SPECIFICATIONS MEET THE REGULATION PROVISIONS SET OF RULES AND CODES OF AGENCIES, BOARDS REGULATORS AND PUBLIC CORPORATIONS WITH JURISDICTION. I ACKNOWLEDGE THAT IF ANY FALSE STATEMENTS OR FORGERY OF EVENTS HAVE OCCURRED WITHOUT KNOWLEDGE OR NEGLIGENCE WHETHER BY ME, MY AGENT, OR EMPLOYEES, OR OTHER PERSONS WITH MY KNOWLEDGE, I MAKE ME RESPONSIBLE FOR ANY COURT, ODRP, DISCIPLINARY ACTION AND/OR OTHER COMPETENT AUTHORITIES, INCLUDING, BUT NOT LIMITED TO THE TERMINATION OF PARTICIPATION IN THE PROFESSIONAL CERTIFICATION PROCEDURES ON THE ODRP.



PO Box 970, Naguabo, P.R. 00718
Tel: (787) 918-5890 / 5891
Email: info@ingenieromelendez.com

SIGNATURE



FILE

Dwg Name: OAT. DIGITAL MEDIA OFFICE 12TH LEVEL

Drawn by: ERIANA VASQUEZ, ARG.

Revised by: KEYSHA RODRIGUEZ, AIT #22103

Revised by: Eng. W. Meléndez Rivas, #16383

Plot Scale:

Progress Print: Dec 08, 2021

TITLE

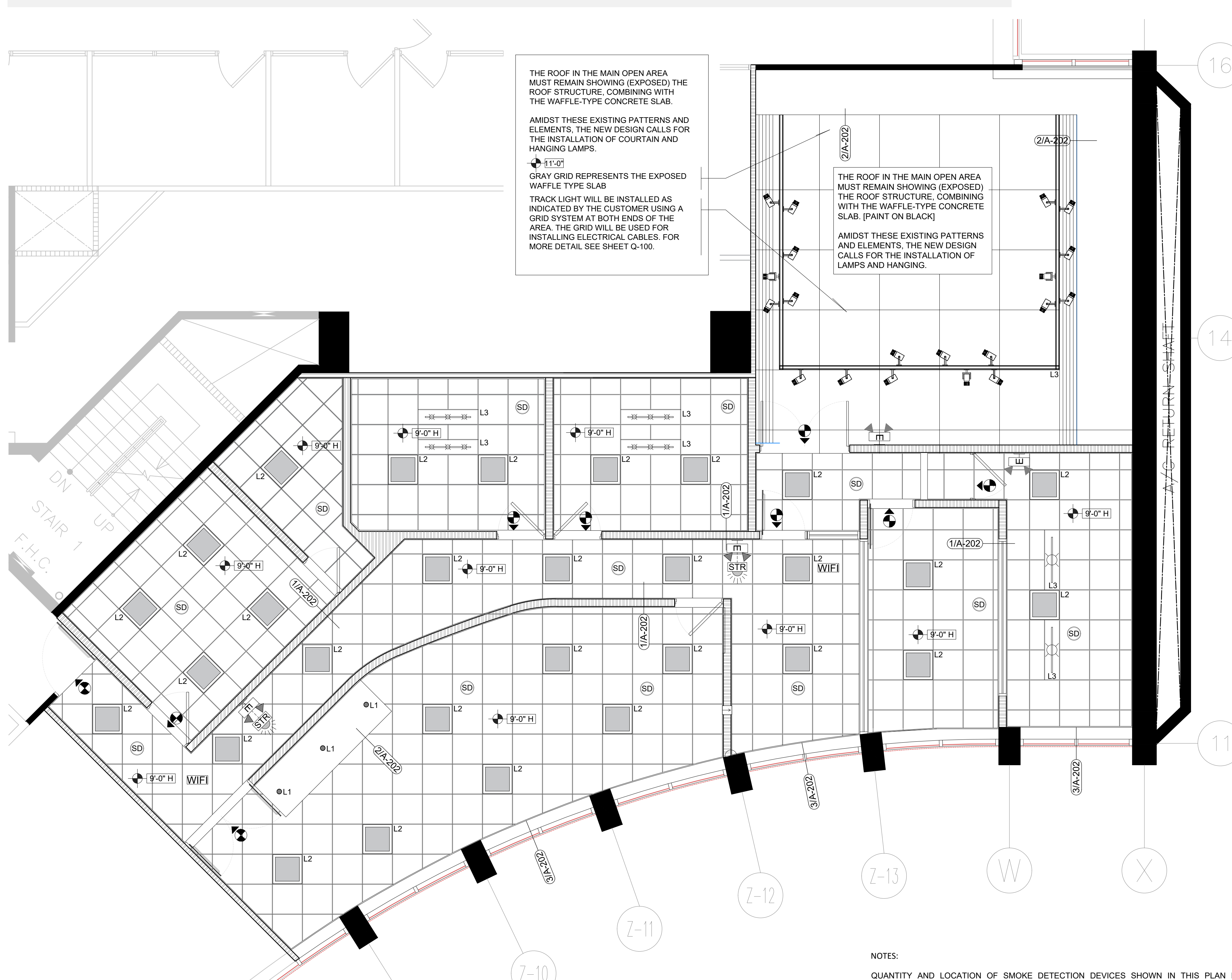
PROPOSED DEMOLITION FLOOR

P L A N

DRAWING NO.

A - 2 0 0

PAGE: 07/15



THE ROOF IN THE MAIN OPEN AREA MUST REMAIN SHOWING (EXPOSED) THE ROOF STRUCTURE, COMBINING WITH THE WAFFLE-TYPE CONCRETE SLAB.

AMIDST THESE EXISTING PATTERNS AND ELEMENTS, THE NEW DESIGN CALLS FOR THE INSTALLATION OF COURTAIN AND HANGING LAMPS.

GRAY GRID REPRESENTS THE EXPOSED WAFFLE TYPE SLAB

TRACK LIGHT WILL BE INSTALLED AS INDICATED BY THE CUSTOMER USING A GRID SYSTEM AT BOTH ENDS OF THE AREA. THE GRID WILL BE USED FOR INSTALLING ELECTRICAL CABLES. FOR MORE DETAIL SEE SHEET Q-100.

THE ROOF IN THE MAIN OPEN AREA MUST REMAIN SHOWING (EXPOSED) THE ROOF STRUCTURE, COMBINING WITH THE WAFFLE-TYPE CONCRETE SLAB. (PAINT ON BLACK)

AMIDST THESE EXISTING PATTERNS AND ELEMENTS, THE NEW DESIGN CALLS FOR THE INSTALLATION OF LAMPS AND HANGING.

CEILING SYMBOL LEGEND

SYMBOL	SERIE	DESCRIPTION	[REFLECTOR FINISH:]	SIZE-(OPENING)	COLOR
	PREMIUM DOWNLIGHT TRIM	[TRIM KIT:] R6 VT21 SC 1101FR262U/WAC LTG.	[REFLECTOR FINISH:] ANODIZED ALUMINUM	6" Ø	SPECULAR CLEAR BAFFLE WHITE TRIM
	PARABOLICS-LITHONIA	[CATALOG NUMBER:] PT 2U MV	[REFLECTOR FINISH:] N/A	24" x 24"	WHITE
	TRACK LIGHT	[CATALOG NUMBER:] N/A	[REFLECTOR FINISH:] N/A	MINI CILINDER 44 IN	BLACK INTEGRATED LED LINEAR TRACK LIGHTING KIT
		ELEVATION OF THE CEILING, FROM THE FLOOR FINISH			

NOTE: ALL THE LIGHTING EQUIPMENT INFORMATION INDICATE ON THE UPPER SCHEDULE IS OBTAINED THROUGH THE LIGHTOLIER CATALOG-7TH EDITION".

EXISTING CONDITION REFLECTED CEILING

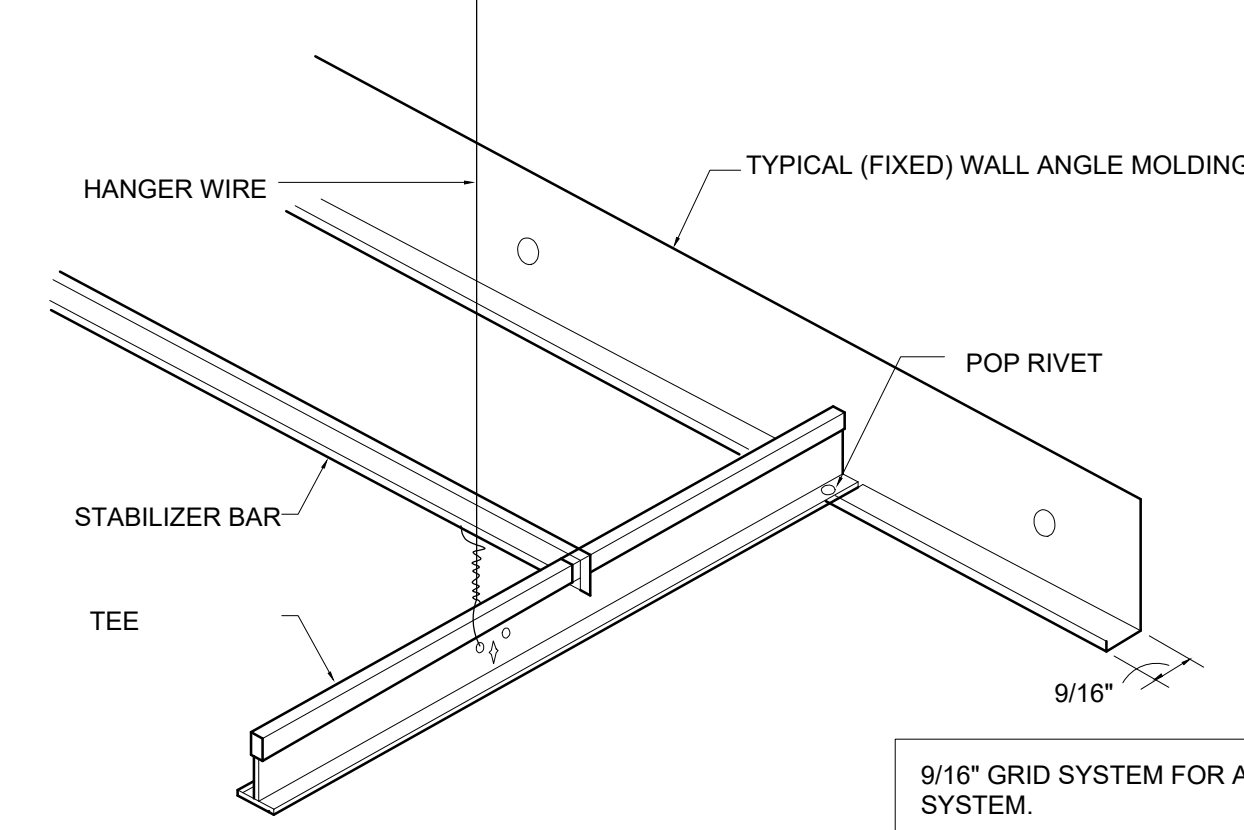
SCALE: 1/4" = 1'-0"

NOTES:

QUANTITY AND LOCATION OF SMOKE DETECTION DEVICES SHOWN IN THIS PLAN IS SUGGESTED FURNISHER, COMPLETE WITH THE CORRESPONDENT CODE COMPLIANCE CERTIFICATION. CHANGES TO SUGGESTED LAYOUT ARE ACCEPTABLE IN AS MUCH AS THEY LIE WITHIN FURNISHER'S CERTIFICATION.

FIRE ALARM LEGEND

	WALL MOUNTED EMERGENCY BATTERY LIGHTING, THE MODEL WILL BE SELECTED BY CLIENT. [RE-USE/RELOCATE EXISTING AS NECESSARY]
	SMOKE DETECTION DEVICE CEILING MOUNTED. EQUAL TO EDWARDS CAT No. E-PD OPTICAL [RE-USE/RELOCATE EXISTING AS NECESSARY]
	LED LIGHTING EXIT SIGN EQUAL TO BEST LIGHTING PRODUCT MODEL EZXTE. (DIST. BY IMPEC)
	STROBE VISUAL / AUDIBLE [RE-USE/RELOCATE EXISTING AS NECESSARY]



DETAILS: TYPICAL CEILING EDGE (FIXED WALL ANGLE)
SCALE: 1" = 1'-0"

9/16" GRID SYSTEM FOR ACOUSTICAL SYSTEM.

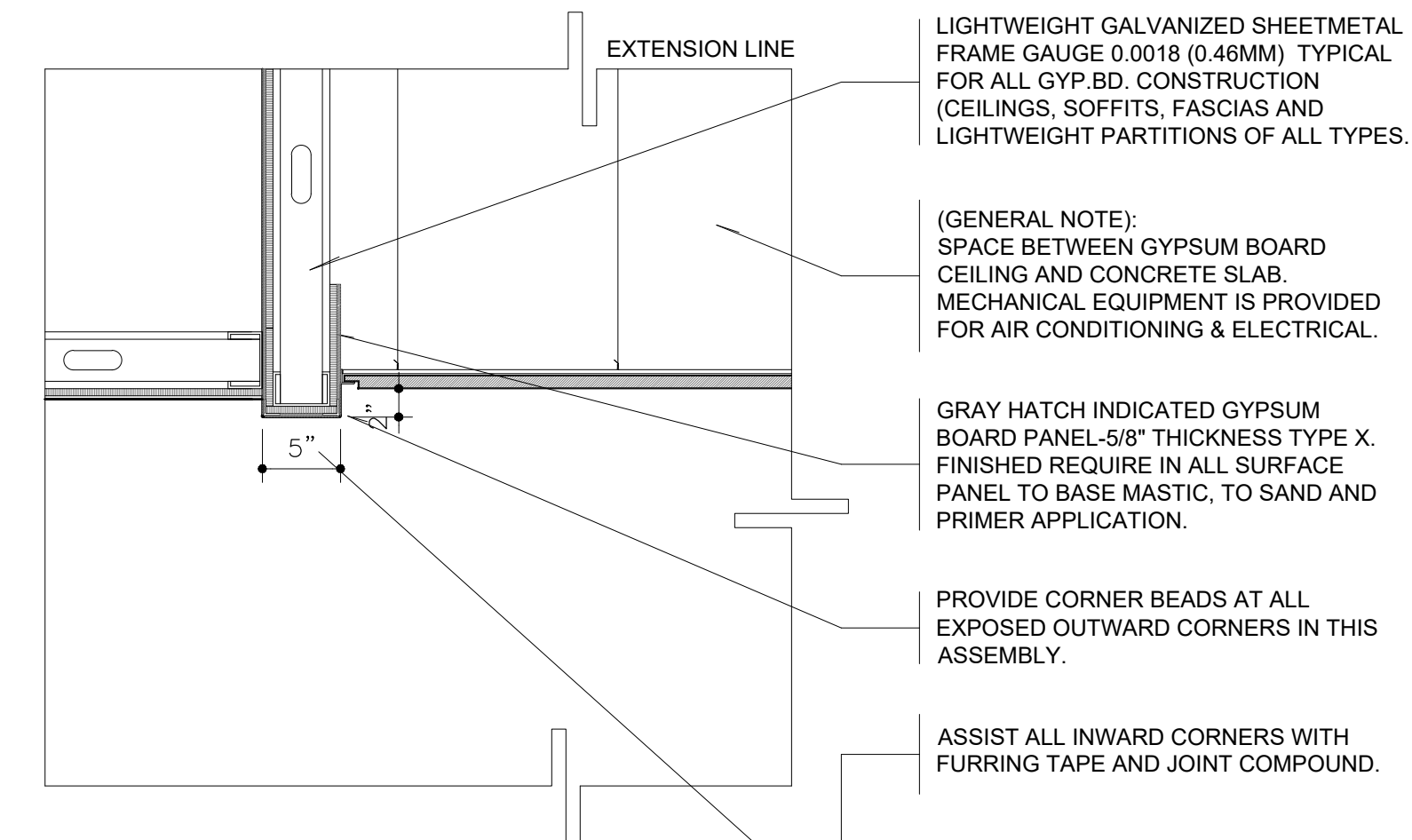
SUSPENDED ACOUSTICAL TILE CEILING SYSTEM (FIRE RATED CONST.) WHICH IS INTERRUPTED BY ALL INTERIOR PARTITIONS AND FASCIAS LIGHTWEIGHT PARTITIONS OF ALL TYPES.

LIGHTWEIGHT GALVANIZED SHEETMETAL FRAME GAUGE 0.0018 (0.46MM) TYPICAL FOR ALL GYP.BD. CONSTRUCTION (CEILINGS, SOFFITS, FASCIAS AND LIGHTWEIGHT PARTITIONS OF ALL TYPES).

GRAY HATCH INDICATED GYPSUM BOARD PANEL-5/8" THICKNESS TYPE X. FINISHED REQUIRE IN ALL SURFACE PANEL TO BASE MASTIC, TO SAND AND PRIMER APPLICATION.

PIECE OF WOOD INSERTED INTO GALVANIZED CHANNEL.

PROVIDE CORNER BEADS AT ALL EXPOSED OUTWARD CORNERS IN THIS ASSEMBLY.



DETAILS: GYPSUM BOARD LINTEL (DOOR ANCHOR DETAIL)
SCALE: 1" = 1'-0"

LIGHTWEIGHT GALVANIZED SHEETMETAL FRAME GAUGE 0.0018 (0.46MM) TYPICAL FOR ALL GYP.BD. CONSTRUCTION (CEILINGS, SOFFITS, FASCIAS AND LIGHTWEIGHT PARTITIONS OF ALL TYPES).

(GENERAL NOTE): SPACE BETWEEN GYPSUM BOARD CEILING AND CONCRETE SLAB. MECHANICAL EQUIPMENT IS PROVIDED FOR AIR CONDITIONING & ELECTRICAL.

GRAY HATCH INDICATED GYPSUM BOARD PANEL-5/8" THICKNESS TYPE X. FINISHED REQUIRE IN ALL SURFACE PANEL TO BASE MASTIC, TO SAND AND PRIMER APPLICATION.

PROVIDE CORNER BEADS AT ALL EXPOSED OUTWARD CORNERS IN THIS ASSEMBLY.

ASSIST ALL INWARD CORNERS WITH FURRING TAPE AND JOINT COMPOUND.

DETAILS: GYPSUM BOARD CEILING (HEIGHT & MATERIAL CHANGE)
SCALE: 1" = 1'-0"

SUSPENDED ACOUSTICAL TILE CEILING SYSTEM (FIRE RATED CONST.) WHICH IS INTERRUPTED BY ALL INTERIOR PARTITIONS AND FASCIAS LIGHTWEIGHT PARTITIONS OF ALL TYPES.

PROVIDE CORNER BEADS AT ALL EXPOSED OUTWARD CORNERS IN THIS ASSEMBLY.

ADDRESS
OFICINA DE ADMINISTRACIÓN DE TRIBUNALES
12TH LEVEL
AVE. LUIS MUÑOZ RIVERA #268
SAN JUAN, PUERTO RICO
00918

OWNER
OFICINA DE ADMINISTRACIÓN DE TRIBUNALES
REGISTER NO.
0 6 3 - 0 5 1 - 1 6 8 - 1 0

REVISIONS

REV.	DATE	DESCRIPTION	BY	CHK'D

IMPORTANT NOTES TO THE CONTRACTOR:

CONTRACTOR SHALL VERIFY ALL DIMENSIONS AND SITE CONDITIONS BEFORE PROCEEDING WITH WORK. IF ANY DISCREPANCIES, ERRORS OR OMISSIONS SHOULD BE ENCOUNTERED ON PLANS, CONTRACTOR SHALL NOTIFY THE ENGINEER BEFORE ANY PART OF THE WORK IS STARTED SO THAT PROPER CORRECTIONS ARE MADE. IF ENGINEER IS NOT NOTIFIED PRIOR TO COMMENCING OF THE WORK.

ALL DESIGNS AND DRAWINGS HEREIN AND PRINTS ISSUED BY THE ENGINEER ARE THE PROPERTY OF THE ENGINEER AND SHALL NOT BE REPRODUCED OR USED FOR ANY OTHER LOCATION EXCEPT THE ONE FOR WHICH THEY EXPRESSLY DESIGNED.

IF THESE DRAWINGS OR ANY PART THEREOF IS REPRODUCED WITHOUT THE CONSENT OF THE ENGINEER, THE PERSON WHO IS DOING WILL BE INDEBTED TO THE ENGINEER FOR HIS FULL COST.

CONTRACTOR SHALL NOT USE FOR CONSTRUCTION PURPOSES ANY DRAWINGS THAT WERE ADVANCE TO HIM PRIOR TO THE BEGINNING OF CONSTRUCTION. ALL PLANS BEING USED BY CONTRACTOR SHOULD HAVE A LABEL SAYING "FOR CONSTRUCTION ONLY" SIGNED AND SEALED BY THE ENGINEER.

CERTIFICATION

I, WILLIAM MELENDEZ RIVAS, LIC. 16383, CERTIFY THAT I AM THE PROFESSIONAL DESIGNER OF THESE PLANS AND SPECIFICATIONS. I ALSO CERTIFY THAT I UNDERSTAND THAT THESE PLANS AND SPECIFICATIONS MEET THE REGULATION PROVISIONS SET OF RULES AND CODES OF AGENCIES, BOARDS REGULATORS AND PUBLIC CORPORATIONS WITH JURISDICTION. I ACKNOWLEDGE THAT IF ANY FALSE STATEMENTS OR FORGERY OF EVENTS HAS OCCURRED WITHOUT MY KNOWLEDGE OR NEGLIGENCE WHETHER BY ME, MY AGENTS OR EMPLOYEES, OR OTHER PEOPLE WITH MY KNOWLEDGE, I AM RESPONSIBLE FOR ANY COURT, ORDER, DISCIPLINARY ACTION AND/OR OTHER COMPETENT AUTHORITIES, INCLUDING, BUT NOT LIMITED TO THE TERMINATION OF PARTICIPATION IN THE PROFESSIONAL CERTIFICATION PROCEDURES OF THE DOPRA.

INGENIUM

PO Box 970, Naguebo, P.R. 00718
Tel.: (787) 918-5890 / 5891
Email: info@ingenieromelendez.com

SIGNATURE



FILE

Dwg Name: OAT-DIGITAL MEDIA OFFICE 12TH LEVEL
Drawn by: ERIANA VASQUEZ, ARQ.
Revised by: Eng. W. Meléndez Rivas, #16383
Plot Scale:
Progress Print: Dec 08, 2021

TITLE
PROPOSED REFLECTED CEILING

DRAWING NO.
A - 2 0 2

PAGE: 09/15

ADDRESS

OFICINA DE ADMINISTRACIÓN DE TRIBUNALES
12TH LEVEL

AVE. LUIS MUÑOZ RIVERA #268
SAN JUAN, PUERTO RICO
00918

OWNER

OFICINA DE ADMINISTRACIÓN DE TRIBUNALES

REGISTER NO.

0 6 3 - 0 5 1 - 1 6 8 - 1 0

REVISIONS

REV. DATE DESCRIPTION BY CHK'D

-- -- -- -- --

IMPORTANT NOTES TO THE CONTRACTOR:

CONTRACTOR SHALL VERIFY ALL DIMENSIONS AND SITE CONDITIONS BEFORE PROCEEDING WITH WORK. IF ANY DISCREPANCIES, ERRORS OR OMISSIONS SHOULD BE ENCOUNTERED ON PLANS, CONTRACTOR SHALL NOTIFY THE ENGINEER BEFORE ANY PART OF THE WORK IS STARTED SO THAT PROPER CORRECTIONS ARE MADE. IF ENGINEER IS NOT NOTIFIED PRIOR TO COMMENCING OF THE WORK.

ALL DESIGNS AND DRAWINGS HEREIN AND PRINTS ISSUED BY THE ENGINEER ARE THE PROPERTY OF THE ENGINEER AND SHALL NOT BE REPRODUCED OR USED IN ANY MANNER WITHOUT THE WRITTEN CONSENT OF THE ENGINEER. THE PERSON WHO IS DOING WILL BE INDEBTED TO THE ENGINEER FOR HIS FULL C O M M I S S I O N .

IF THESE DRAWINGS OR ANY PART THEREOF IS REPRODUCED WITHOUT THE CONSENT OF THE ENGINEER, THE PERSON WHO IS DOING WILL BE INDEBTED TO THE ENGINEER FOR HIS FULL C O M M I S S I O N .

CONTRACTOR SHALL NOT USE FOR CONSTRUCTION PURPOSES ANY DRAWINGS THAT WERE ADVANCED TO HIM PRIOR TO THE BEGINNING OF CONSTRUCTION. ALL PLANS BEING USED BY CONTRACTOR SHOULD HAVE A LABEL SAYING "FOR CONSTRUCTION ONLY" SIGNED AND SEALED BY THE ENGINEER.

CERTIFICATION

I, WILLIAM MELENDEZ RIVAS, LIC. 16383, CERTIFY THAT I AM THE PROFESSIONAL DESIGNER OF THESE PLANS AND SPECIFICATIONS. I ALSO CERTIFY THAT I UNDERSTAND THAT THESE PLANS AND SPECIFICATIONS MEET THE REGULATION PROVISIONS SET OF RULES AND CODES OF AGENCIES, BOARDS REGULATORS AND PUBLIC CORPORATIONS WITH JURISDICTION. I ACKNOWLEDGE THAT IN ANY FALSE STATEMENTS OR FORGERY OF EVENTS HAVE OCCURRED WITHOUT KNOWLEDGE OR NEGLIGENCE WHETHER BY ME, MY AGENTS OR EMPLOYEES, OR OTHER PERSONS WITH AN KNOWLEDGE, MAKES ME RESPONSIBLE FOR ANY COURT, OIGPA DISCIPLINARY ACTION AND/OR OTHER COMPETENT AUTHORITIES, INCLUDING, BUT NOT LIMITED TO THE TERMINATION OF PARTICIPATION IN THE PROFESSIONAL CERTIFICATION PROCEDURES ON THE OIGPA.



PO Box 970, Naguabo, P.R. 00718
Tel: (787) 918-5890 / 5891
Email: info@ingenieromelendez.com

SIGNATURE



FILE

Dwg Name: OAT-DIGITAL MEDIA OFFICE 12TH LEVEL
Drawn by: ERIANA VASQUEZ, ARQ.
Revised by: KEYSLIA RODRIGUEZ, AIT #22103
Pfor Scale:
Progress Print: Dec 08, 2021

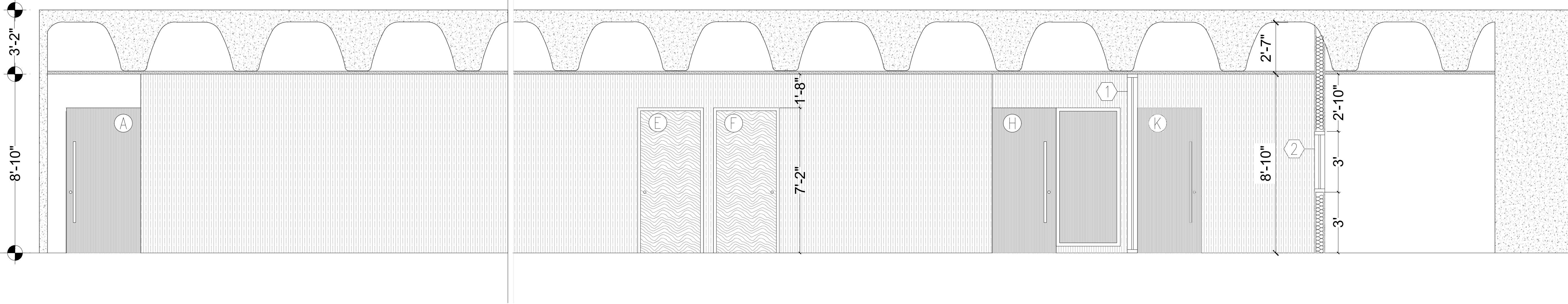
TITLE

P R O P O S E D
S E C T I O N S

DRAWING NO.

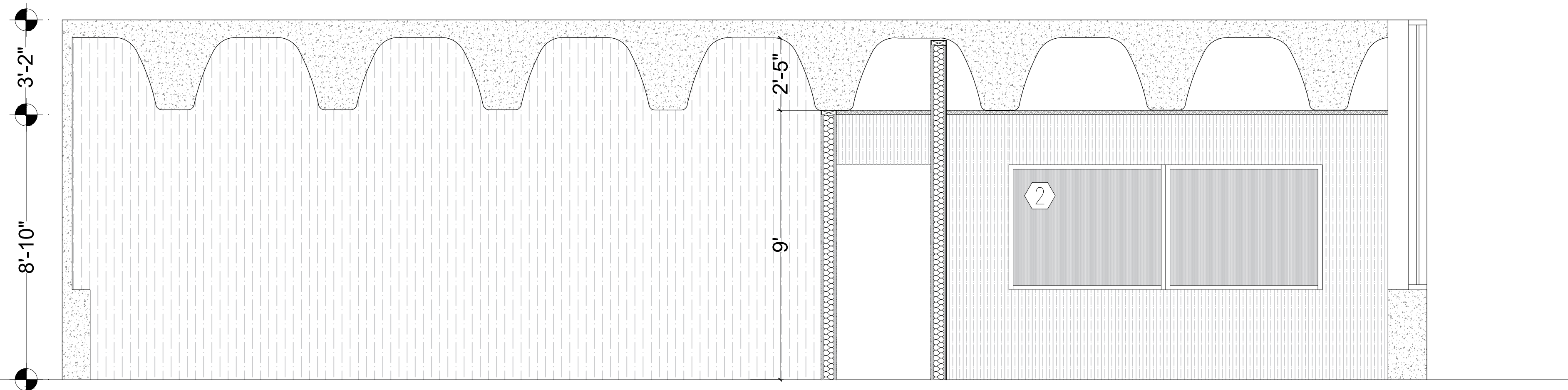
A - 3 0 0

PAGE: 10/15



PROPOSED SECTION A

SCALE: 3/8" = 1'-0"

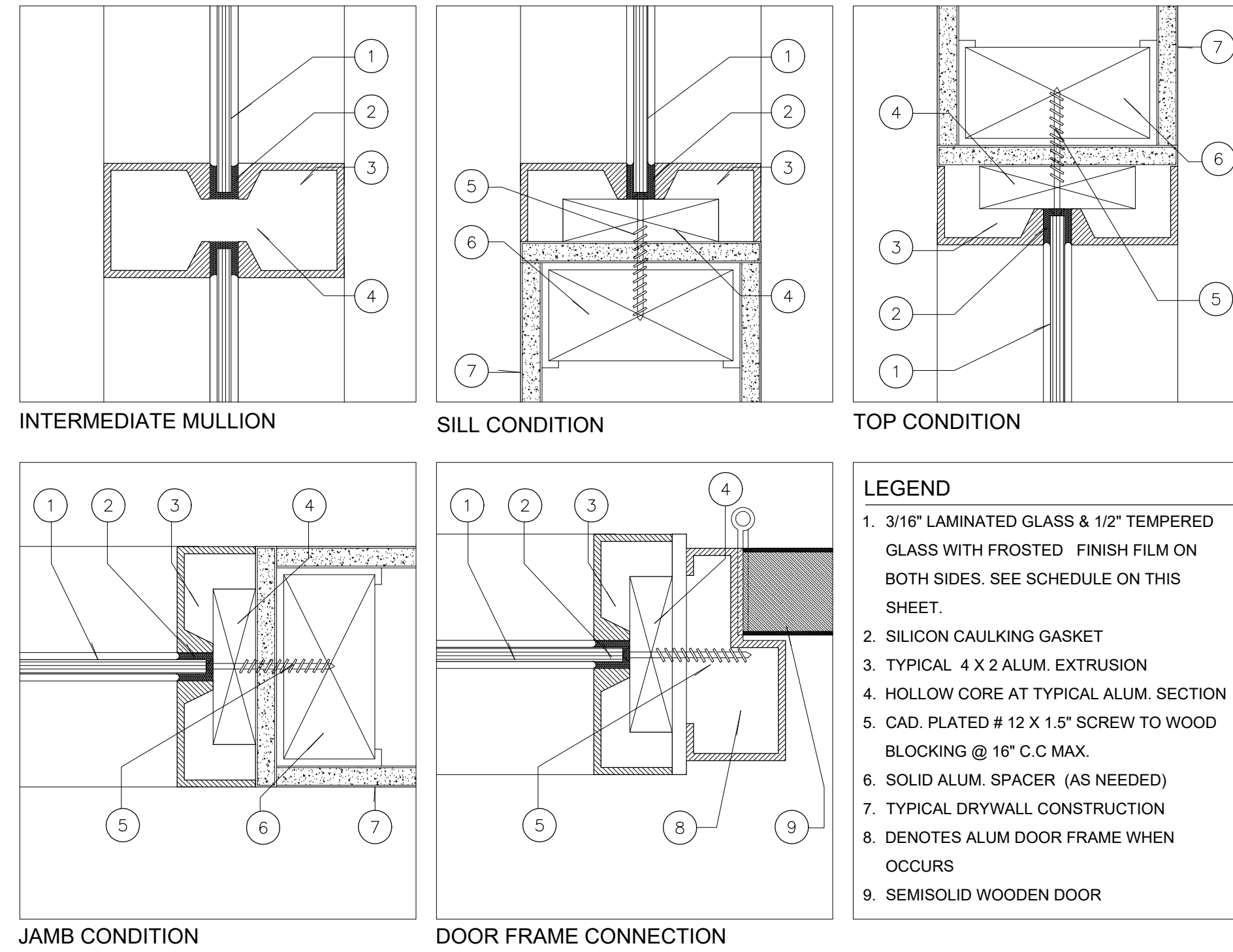


PROPOSED SECTION B

SCALE: 3/8" = 1'-0"

DOOR SCHEDULE					
MRK	LOCATION	DIMENSION (W x H)		TYPE	DESCRIPTION
A	(100) ENTRANCE	3'-8"	7'-2"	HINGE DOOR	STAINLESS STEEL INTERIOR GLASS DOOR (FRAMELESS TEMPERED GLASS)
B	(101) WAREHOUSE + WORKSHOP	3'-8"	7'-2"	HINGE DOOR	1 3/4" SOLID WOOD DOOR
C	(102) SERVER	3'-0"	7'-2"	HINGE DOOR	1 3/4" SOLID WOOD DOOR
D	(105) COFFEE AREA	6'-0"	7'-2"	HINGE DOOR	STAINLESS STEEL INTERIOR GLASS DOOR (FRAMELESS TEMPERED GLASS)
E	(103) POST PRODUCTION	3'-4"	7'-2"	HINGE DOOR	1 3/4" THICKNESS SOLID WOOD DOOR
F	(104) POST PRODUCTION	3'-4"	7'-2"	HINGE DOOR	1 3/4" THICKNESS SOLID WOOD DOOR
G	(106) CONFERENCE ROOM	3'-4"	7'-2"	HINGE DOOR	1 3/4" THICKNESS SOLID WOOD DOOR
H	HALLWAY - WAITING AREA	3'-4"	7'-2"	HINGE DOOR	STAINLESS STEEL INTERIOR GLASS DOOR (FRAMELESS TEMPERED GLASS) WITH SIDELIGHT/FIXED GLASS
I	(109) VIDEO STUDIO/ PHOTO STUDIO	6'-0"	7'-2"	HINGE DOOR	1 3/4" THICKNESS SOLID WOOD DOOR
J	(108) MASTER CONTROL	3'-4"	7'-2"	HINGE DOOR	1 3/4" THICKNESS SOLID WOOD DOOR
K	(107) PRODUCTION	3'-4"	7'-2"	HINGE DOOR	STAINLESS STEEL INTERIOR GLASS DOOR (FRAMELESS TEMPERED GLASS)

WINDOWS SCHEDULE					
MRK	LOCATION	DIMENSION (W x H)		TYPE	DESCRIPTION
1	(103) PRODUCTION	13'-6"	9'-0"	FIXED WINDOW	5/16" THICKNESS ALUMINUM FRAME + LAMINATED SAFETY GLASS
2	(104) MASTER CONTROL	10'-6"	5'-0"	FIXED WINDOW	5/16" THICKNESS ALUMINUM FRAME + LAMINATED SAFETY GLASS
3	(109) VIDEO STUDIO	7'-4"	6'-9"	SLIDING COVERING	1 3/4" SOLID WOOD DOOR



FRAME NOTES:

1. FRAME ANCHORING DEVICE SHALL BE SUBMITTED FOR APPROVAL BY OWNER OR ENGINEER.
2. FOR FRAMES & FRAME CONCRETE ANCHORS SEE SPECIFICATIONS.
3. ALL FRAME & ANCHORING COMPONENTS SHALL COMPLY WITH ALL APPLICABLE CODES.

DOOR NOTE:

1. ALL DOORS HARDWARE, LOCKING, THRESHOLD, ETC. SHALL BE AS PER MANUFACTURES SPECIFICATIONS.

WINDOW NOTES:

1. ALL GLAZING TO BE SAFETY GLASS FOR DOORS & WINDOWS.
2. ALL WINDOWS TO BE ALUMINUM WITH BAKED ENAMEL FINISH. COLOR TO BE SELECTED BY OWNER OR PROJECT ARCHITECT.
3. ALL WINDOW & DOOR TYPE, COMPONENTS, MATERIALS & HARDWARE SHALL COMPLY W/ALL REGIMENTALLY CODES & STANDARDS.
4. ALL WINDOW & DOOR TYPE, COMPONENTS, MATERIALS & HARDWARE TO BE SELECTED BY DEVELOPER & CONTRACTOR & SHALL COMPLY WITH ALL APPLICABLE CODES & STANDARDS.
5. THE EXACT WINDOW LOCATION WILL BE COORDINATED DURING THE CONSTRUCTION PHASE BETWEEN THE OWNER, CONTRACTOR AND PROJECT ARCHITECT.
6. ALL WINDOWS & DOORS SHALL COMPLY W/ ALL APPLICABLE CODES & STANDARDS AND BE SELECTED BY OWNER OR PROJECT ARCHITECT.

ADDRESS

OFCINA DE ADMINISTRACIÓN DE TRIBUNALES
12TH LEVEL
AVE. LUIS MUÑOZ RIVERA #268
SAN JUAN, PUERTO RICO
00918

OWNER

OFCINA DE ADMINISTRACIÓN DE TRIBUNALES
REGISTER NO.
0 6 3 - 0 5 1 - 1 6 8 - 1 0

REVISIONS

REV.	DATE	DESCRIPTION	BY	CHK'D

IMPORTANT NOTES TO THE CONTRACTOR:

CONTRACTOR SHALL VERIFY ALL DIMENSIONS AND SITE CONDITIONS BEFORE PROCEEDING WITH WORK. IF ANY DISCREPANCIES, ERRORS OR OMISSIONS SHOULD BE ENCOUNTERED ON PLANS, CONTRACTOR SHALL NOTIFY THE ENGINEER BEFORE ANY PART OF THE WORK IS STARTED SO THAT PROPER CORRECTIONS ARE MADE. IF ENGINEER IS NOT NOTIFIED PRIOR TO COMMENCING OF THE WORK...
ALL DESIGNS AND DRAWINGS HEREIN AND PRINTS ISSUED BY THE ENGINEER ARE THE PROPERTY OF THE ENGINEER AND SHALL NOT BE REUSED ON ANY OTHER LOCATION EXCEPT THE ONE FOR WHICH THEY EXPRESSLY DESIGNED...
IF THESE DRAWINGS OR ANY PART THEREOF IS REPRODUCED WITHOUT THE CONSENT OF THE ENGINEER, THE PERSON WHO IS DOING WILL BE INDEBTED TO THE ENGINEER FOR HIS FULL COSTS...
CONTRACTOR SHALL NOT USE FOR CONSTRUCTION PURPOSES ANY DRAWINGS THAT WERE ADVANCED TO HIM PRIOR TO THE BEGINNING OF CONSTRUCTION. ALL PLANS REMOVED BY CONTRACTOR SHOULD HAVE A LABEL SAYING "FOR CONSTRUCTION ONLY" SIGNED AND SEALED BY THE ENGINEER.


CERTIFICATION

I, WILLIAM MELENDEZ RIVAS, LIC. 16383, CERTIFY THAT I AM THE PROFESSIONAL DESIGNER OF THESE PLANS AND SPECIFICATIONS. I ALSO CERTIFY THAT I UNDERSTAND THAT THESE PLANS AND SPECIFICATIONS MEET THE REGULATION PROVISIONS SET OF RULES AND CODES OF AGENCIES, BOARDS REGULATORS AND PUBLIC CORPORATIONS WITH JURISDICTION. I ACKNOWLEDGE THAT IF ANY FALSE STATEMENTS OR FORGERY OF EVENTS HAVE OCCURRED WITHOUT KNOWLEDGE OR NEGLIGENCE WHETHER BY ME, MY AGENTS OR EMPLOYEES, OR OTHER PEOPLE WITH MY KNOWLEDGE, I AM RESPONSIBLE FOR ANY COURT, OTHER DISCIPLINARY ACTION AND/OR OTHER COMPETENT AUTHORITIES, INCLUDING, BUT NOT LIMITED TO THE TERMINATION OF PARTICIPATION IN THE PROFESSIONAL CERTIFICATION PROCEDURES ON THE DRAWING.



PO Box 970, Naguabo, P.R. 00718
Tel: (787) 918-5890 / 5891
Email: info@ingenieromelendez.com

SIGNATURE



FILE

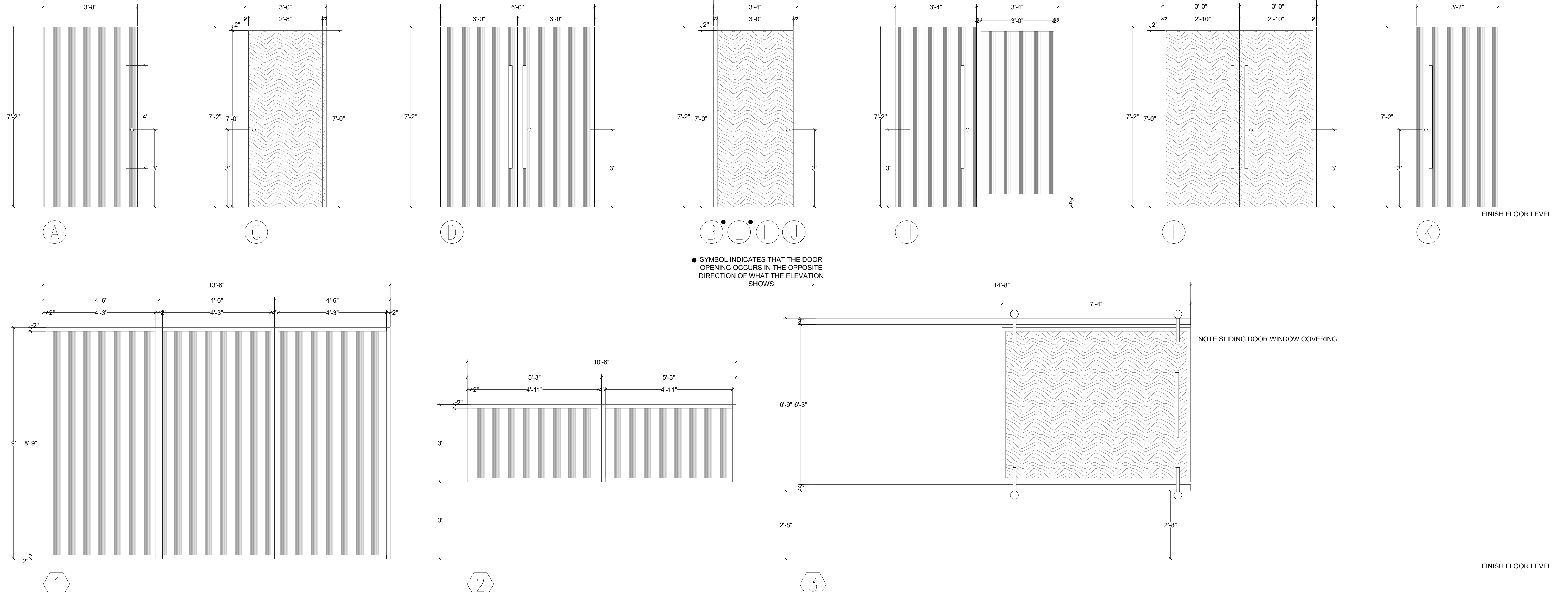
Dwg Name: OAT-DIGITAL MEDIA OFFICE 12TH LEVEL
Drawn by: ERIANA VASQUEZ, ARG.
KEYSILA RODRIGUEZ, AIT #22103
Revised by: Eng. W. Melendez Rivas, #16383
Plot Scale:
Progress Print: Dec 08, 2021

TITLE

PROPOSED
WINDOWS & DOORS

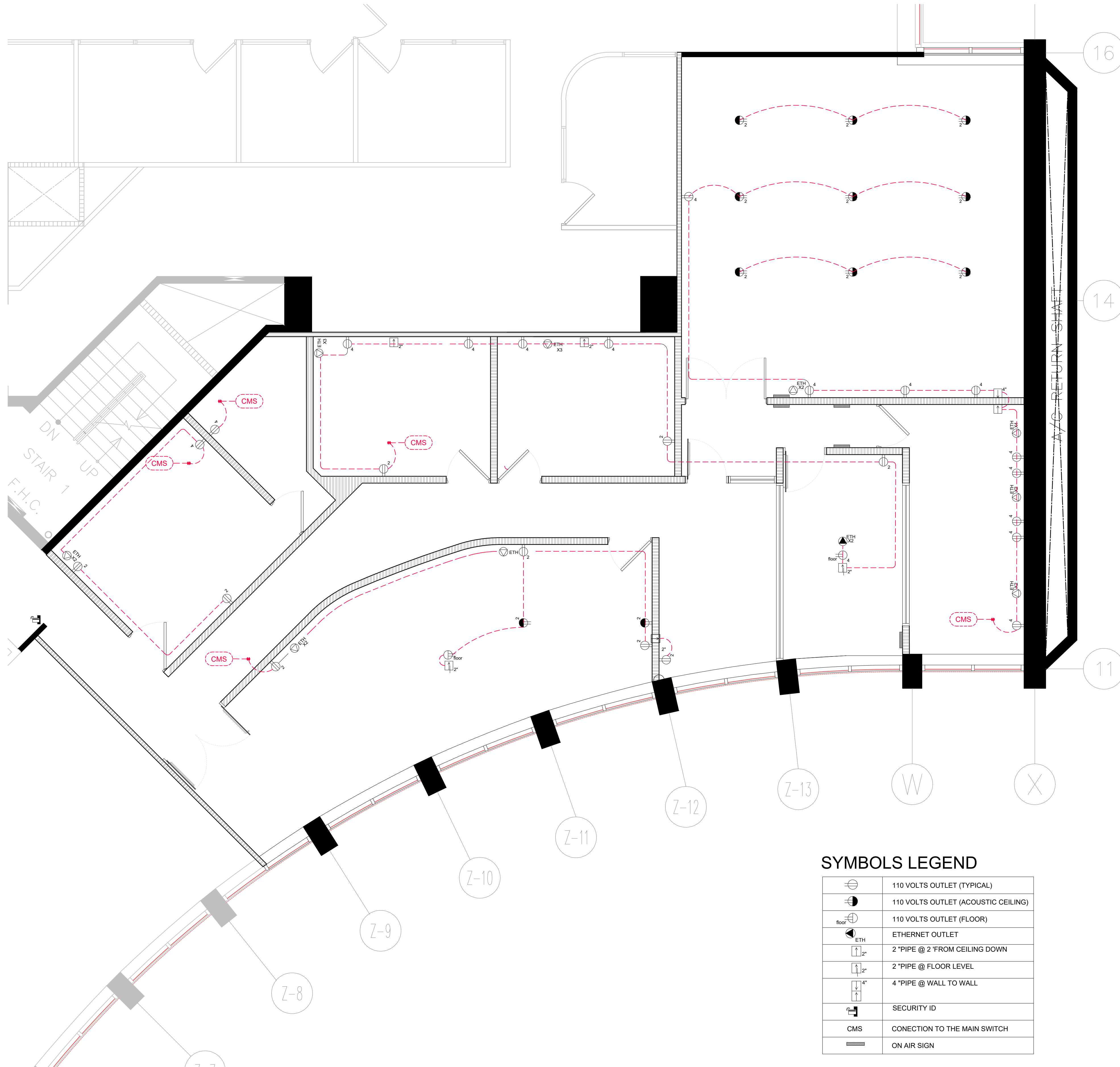
DRAWING NO.

A - 4 0 0



WINDOWS & DOORS ELEVATIONS AND DETAILS

SCALE: 1/2" = 1'-0"



GENERAL NOTES:

- UNLESS OTHERWISE INDICATED ALL WIRES AND CABLES SHALL BE #12-AWG. UNLESS OTHERWISE 1 -INDICATED ALL WIRES AND CABLES SHALL BE COPPER. UP TO #10-AWG USE WIRE, ALL LARGES SIZES SHALL BE CABLE. CONTROL CABLES TO BE #14 AWG MIN. SIZES.
- 2 -ALL WIRES AND CABLES SHALL BE THWN/THHN-600V. INSULATION, EXCEPT CONDUCTORS INSTALLED INSIDE UNDERGROUND CONDUITS WHICH SHALL BE RHW-XLP-90°C-CU.
- 3 -UNLESS OTHERWISE INDICATED ALL WIRES AND CABLES SHALL BE COPPER.
- 4 -PROVIDE GROUND WIRE IN ALL THE CONDUITS.
- 5 -PROVIDE #12-AWG GREEN JUMPER BETWEEN RECEPTACLE GROUNDING SCREW AND OUTLET BOX GROUNDING SCREW.
- 6 -UNLESS OTHERWISE INDICATED ALL CONDUITS SHALL BE 3/4" IN DIAMETER MINIMUM.
- 7 -ALL UNDERGROUND CONDUIT COUPLING SHALL BE WATERTIGHT.
- 8 -PROVIDE AN EXPANSION JOINT COUPLING OF THE REQUIRED TYPE AND SIZE WHENEVER A CONDUIT CROSSES AN EXPANSION JOINT.
- 9 -PROVIDE PLASTIC CONDUIT DIVIDERS IN ALL UNDERGROUND CONDUIT RUNS. MAXIMUM DISTANCE BETWEEN DIVIDERS TO BE 4'-0".
- 10 -CONTRACTOR MUST MAKE SURE THAT THE ENTIRE ELECTRICAL SYSTEM HAS GROUND CONTINUITY.
- 11 -ALL THE ELECTRICAL INSTALLATION SHALL BE DONE IN A NEAT & WORKMANLIKE MANNER, ACCORDING TO THE LAST EDITION OF THE NATIONAL ELECTRICAL CODE, THE PUERTO RICO ELECTRIC POWER AUTHORITY LATEST STANDARD & THE PUERTO RICO TELEPHONE CO. LATEST PRACTICES.
- 12 -THE CONTRACTOR SHALL VISIT THE JOB SITE AND BECOME ACQUAINTED WITH THE EXISTING FIELD CONDITIONS. IT SHALL BE THE DIRECT RESPONSIBILITY OF THE CONTRACTOR TO BRING PROMPTLY TO THE ATTENTION OF THE ENGINEER ANY DISCREPANCIES BETWEEN THE EXISTING FIELD CONDITIONS AND THOSE THAT WERE USED FOR DESIGN PURPOSES. THIS SHALL BE DONE BEFORE THE CONTRACTOR SUBMITS HIS BID. SO THAT THE ENGINEER CAN RENDER A DECISION ON THE MATTER BEFORE THE BIDS ARE RECEIVED. THE SUBMITTAL OF THE BID BY THE CONTRACTOR WILL BE HELD AS PROOF THAT THE CONTRACTOR UNDERSTAND THOROUGHLY AND COMPLETELY THE SCOPE OF THE WORK INVOLVED, HAS FAMILIARIZED HIMSELF WITH THE EXISTING FIELD CONDITIONS, AND HAS INCLUDED IN HIS BID ALL THE ITEMS NECESSARY TO PERFORM THE ELECTRICAL WORK. NO ALLOWANCE WILL BE PERMITTED ON THIS MATTER AFTER THE BIDS ARE RECEIVED.
- 13 -ALL INDICATED HEIGHTS ARE FROM CENTER OF BOX TO FINISHED FLOOR.
- 14 -CONTRACTOR SHALL BALANCE ALL LOADS.
- 15 -ROUTE OF CONDUITS SHOWN IN THE LAYOUT IS SCHEMATIC AND INTENDED ONLY TO INDICATE INTERCONNECTIONS BETWEEN OUTLETS. EXACT CONDUIT ROUTING SHALL BE DETERMINED AT THE JOB SITE TO CONFORM WITH THE STRUCTURAL CONDITIONS AND SHALL BE SUBJECT TO THE FINAL APPROVAL OF THE ARCHITECT/ENGINEER.
- 16 -LEAVE A #12-AWG-TW FISHWIRE IN ALL EMPTY CONDUITS.
- 17 -ALL PANELBOARD AND LOAD CENTERS SHALL BE PROVIDED WITH A FACTORY INSTALLED GROUND BUS FOR CONNECTING TO GROUND ALL THE GROUND WIRES OR CABLES ENTERING OR LEAVING THE PANELBOARD. THE GROUND BUS SHALL BE SIMILAR IN SIZE AND CHARACTERISTICS TO THE NEUTRAL BUS. ALL PANELBOARD SHALL HAVE A MONOFLAT FRONT AND KEY LOCK.
- 18 -WHEN TWO OR MORE WIRING DEVICES ARE SHOWN TOGETHER IN ADJACENT POSITIONS AND AT THE SAME HEIGHT, THEY SHALL BE INSTALLED IN A MULTIPLE GANG OUTLET BOX OF THE PROPER SIZE SO THAT ONLY ONE RAISED COVER PLATE OF THE REQUIRED TYPE AND SIZE ARE USED. 120V AND 277V OUTLETS MUST BE INSTALLED ON SEPARATE BOXES.
- 19 -UNLESS OTHERWISE INDICATED, ALL WIRING DEVICES SHALL BE WHITE COLORED WITH 302 STAINLESS STEEL COVER PLATES, EXCEPT THE WEATHERPROOF OUTLETS WHICH SHALL HAVE THEIR STANDARD GRAY COVER PLATES.
- 20 -WHEN TWO OR MORE PANELBOARD OR CABINETS ARE SHOWN TOGETHER IN ADJACENT LOCATIONS, THE TOP OF ALL PANELBOARD OR CABINETS SHALL BE ALIGNED WITH THE TOP OF THE BIGGEST ONE SO THAT ALL THE TOPS ARE AT EXACTLY THE SAME HEIGHT FROM THE FINISHED FLOOR.
- 21 -IN CONDUIT RUNS, THE NUMBER OF ARROWS DESIGNATE THE NUMBER OF CIRCUITS IN THE CONDUIT (ONE POLE IN THE PANELBOARD PER EACH CIRCUIT). THE NUMBER OF LINES DESIGNATE THE NUMBER OF CONDUCTORS IN THE CONDUIT, THE LONGER LINE BEING A NEUTRAL CONDUCTOR AND " * " BEING THE GROUND CONDUCTOR.
- 22 -IT SHALL BE THE RESPONSIBILITY OF THE CONTRACTOR TO VERIFY THE VOLTAGE CHARACTERISTICS AT THE SITE WITH THE UTILITY COMPANY AT THE TIME OF INSTALLATION BEFORE ORDERING ANY PRIMARY EQUIPMENT.
- 23 -ALL WIRING DEVICES SHALL BE SPECIFICATION GRADE.
- 24 -ALL THE SELF-STANDING AND SURFACE MOUNTED ELECTRICAL EQUIPMENT AS WELL AS THE LUMINARIES SHALL ALL BE BRACED FOR SEISMIC SHOCK ACCORDING TO THE SEISMIC RESTRAINT MANUAL GUIDELINES FOR MECHANICAL SYSTEMS. THE SAME APPLIES TO ALL THE CONDUIT WORK. THE DETAILS AND INSTALLATION METHODS IN SAID MANUAL SHALL BE MODIFIED AS REQUIRED TO FIT THE ELECTRICAL INSTALLATION OF THE PROJECT.
- 25 -CONDUIT WORK: A -ALL CONDUITS INSTALLED UNDERGROUND SHALL BE PVC SCH. 40. B -EARTH SHALL BE PVC SCH. 40. C -ALL CONDUITS INSTALLED EXPOSED IN INDOOR AREAS SHALL BE RIGID GALVANIZED STEEL. D -ALL CONDUITS INSTALLED EXPOSED IN OUTDOOR AREAS SHALL BE RIGID GALVANIZED STEEL SCHEDULE 40. E -FINAL CONNECTIONS TO ALL MOTORS AND ELECTRICAL EQUIPMENT SHALL BE DONE WITH LIQUIDTIGHT FLEXIBLE STEEL CONDUIT.
- 26 -ALL WIRES AND CABLES SHALL BE #12-AWG. EXCEPT WHEN OTHERWISE INDICATED IN THE DRAWINGS OR AS INDICATED BELOW FOR 20 AMPS. CKTS. WIRE SIZING: A -ALL 20 AMP, 120VOLT CIRCUIT RUNS SHALL BE AS FOLLOWS: 5' TO 100' IN LENGTH, #12-AWG. 100' TO 200' IN LENGTH, #10-AWG. 200' TO 300' IN LENGTH, #8-AWG. 300' TO 400' IN LENGTH, #6-AWG.
- 27 -THE ELECTRICAL CONTRACTOR SHALL PROVIDE ALL THE POWER AND CONTROL INTERCONNECTIONS AMONG ALL THE DIFFERENT PARTS OF THE AIR CONDITIONING SYSTEMS (FAN COILS/AHUS, CONDENSING UNITS, THERMOSTATS, ETC.) THE CONTRACTOR SHALL ALSO PROVIDE ALL THE STARTING AND DISCONNECT EQUIPMENT FOR SAID SYSTEMS.
- 28 -ALL ELEVATIONS SHOWN ARE FOR REFERENCE ONLY, THEY MUST BE VERIFIED WITH THE LATES ARCHITECTURAL DRAWINGS.
- 29 -ELECTRICAL CONTRACTOR MUST COORDINATE WITH OTHER TRADES THEIR EXCAVATION AND CONDUITS INSTALLATIONS TO COMPLY WILL THE PROPER CLEARANCES.
- 30 -THE ELECTRICAL CONTRACTOR MUST INFORM THE ENGINEER OF ANY DEVIATION TO THESE DRAWINGS. 31 -THE ELECTRICAL CONTRACTOR MUST KEEP A SET OF DRAWINGS WITH ALL THE DEVIATIONS MADE DURING CONSTRUCTION TO ENSURE AN ACCURATE AS BUILT SET.
- 32 -IF ANY EXISTING FINISHES ARE DISTURBED BECAUSE OF WORK UNDER THIS CONTRACT, THEY MUST BE RESTORED TO THEIR ORIGINAL CONDITION AFTER ALL WORKS ARE PERFORMED.
- 33 -ALL EXISTING EQUIPMENT AND MATERIAL BEING DEMOLISHED AND REMOVED DURING THE CONSTRUCTION SHALL BE DISPOSED OF AS DIRECTED BY THE OWNER.
- 34 -ELECTRICAL SYSTEM. ANY MINOR DETAILS NOT SHOWN BUT REQUIRED FOR THE PROPER FUNCTION AND OPERATION OF THE SYSTEM SHALL BE PROVIDED BY THE CONTRACTOR AT NO ADDITIONAL COST.
- 35 -THE CONTRACTOR SHALL NOTIFY THE OWNER IN ADVANCE OF ANY IMPAIRMENTS TO THE BUILDING'S FUNCTIONS RESULTING FROM THE WORK UNDER THIS CONTRACT.
- 36 -CONNECTIONS AND ELECTRICAL PROVISIONS ARE BASED ON PRELIMINARY INFORMATION FROM THE SPECIFIED MANUFACTURER. THE CONTRACTOR SHALL VERIFY ALL THE ABOVE INFORMATION USING THE MANUFACTURERS CERTIFIED DRAWINGS OF THE EQUIPMENT TO MANUFACTURERS BE INSTALLED AND MAKE MODIFICATIONS AS REQUIRED WITH THE APPROVAL OF THE OWNER AND THE ENGINEERS.
- 37 -MAKE ALL PROVISIONS NECESSARY TO PREVENT CORROSION RESULTING FROM CONTACT BETWEEN DISSIMILAR METALS.
- 38 -ALL NEW EQUIPMENT MUST BE GROUNDED AS PER THE LATEST N.E.C. PROVISIONS.

SYMBOLS LEGEND

	110 VOLTS OUTLET (TYPICAL)
	110 VOLTS OUTLET (ACOUSTIC CEILING)
	110 VOLTS OUTLET (FLOOR)
	ETHERNET OUTLET
	2" PIPE @ 2' FROM CEILING DOWN
	2" PIPE @ FLOOR LEVEL
	4" PIPE @ WALL TO WALL
	SECURITY ID
	CONNECTION TO THE MAIN SWITCH
	ON AIR SIGN

PROPOSED ELECTRICAL DISTRIBUTION PLAN

SCALE: 1/4" = 1'-0"

ADDRESS

OFICINA DE ADMINISTRACIÓN DE TRIBUNALES
12TH LEVEL

AVE. LUIS MUÑOZ RIVERA #268
SAN JUAN, PUERTO RICO
00918

OWNER

OFICINA DE ADMINISTRACIÓN DE TRIBUNALES
REGISTER NO.

0 6 3 - 0 5 1 - 1 6 8 - 1 0

REVISIONS

REV. DATE DESCRIPTION BY CHK'D

REV.	DATE	DESCRIPTION	BY	CHK'D

IMPORTANT NOTES TO THE CONTRACTOR:

CONTRACTOR SHALL VERIFY ALL DIMENSIONS AND SITE CONDITIONS BEFORE PROCEEDING WITH WORK. IN ANY DISCREPANCIES, ERRORS OR OMISSIONS SHOULD BE INCORPORATED ON PLANS. CONTRACTOR SHALL NOTIFY THE ENGINEER BEFORE ANY PART OF THE WORK IS STARTED SO THAT PROPER CORRECTIONS ARE MADE. IF ENGINEER IS NOT NOTIFIED PRIOR TO COMMENCING OF THE WORK, THE ENGINEER SHALL NOT BE RESPONSIBLE FOR ANY ERRORS OR OMISSIONS. ALL DESIGNS AND DRAWINGS HEREIN AND PRINTS ISSUED BY THE ENGINEER ARE THE PROPERTY OF THE ENGINEER AND SHALL NOT BE REPRODUCED OR USED IN ANY MANNER WITHOUT THE WRITTEN CONSENT OF THE ENGINEER. THE PERSON WHO IS DOING WILL BE INHERITED TO THE ENGINEER FOR HIS FULL C O M P L E T E .

CONTRACTOR SHALL NOT USE FOR CONSTRUCTION PURPOSES ANY DRAWINGS THAT WERE ADVANCE TO HIM PRIOR TO THE BEGINNING OF CONSTRUCTION. ALL PLANS BEING USED BY CONTRACTOR SHOULD HAVE A LABEL SAYING "FOR CONSTRUCTION ONLY" SIGNED AND SEALED BY THE ENGINEER.

CERTIFICATION

I, WILLIAM MELENDEZ RIVAS, LIC. 16383, CERTIFY THAT I AM THE PROFESSIONAL DESIGNER OF THESE PLANS AND SPECIFICATIONS. I ALSO CERTIFY THAT I UNDERSTAND THAT THESE PLANS AND SPECIFICATIONS MEET THE REGULATORY PROVISIONS SET OF RULES AND CODES OF AGENCIES, BOARDS REGULATORS AND PUBLIC CORPORATIONS WITH JURISDICTION. I ACKNOWLEDGE THAT IF ANY FALSE STATEMENTS OR FORGERY OF EVENTS HAVE OCCURRED WITHOUT KNOWLEDGE OR NEGLIGENCE WHETHER BY ME, MY AGENTS OR EMPLOYEES, OR OTHER PERSONS WITH MY KNOWLEDGE, MAKES ME RESPONSIBLE FOR ANY COURT, ODRP, DISCIPLINARY ACTION AND/OR OTHER COMPETENT AUTHORITIES, INCLUDING, BUT NOT LIMITED TO THE TERMINATION OF PARTICIPATION IN THE PROFESSIONAL CERTIFICATION PROCEDURES ON THE ODRP.



PO Box 970, Naguabo, P.R. 00718
Tel: (787) 918-5890 / 5891
Email: info@ingenieromelendez.com

SIGNATURE



FILE

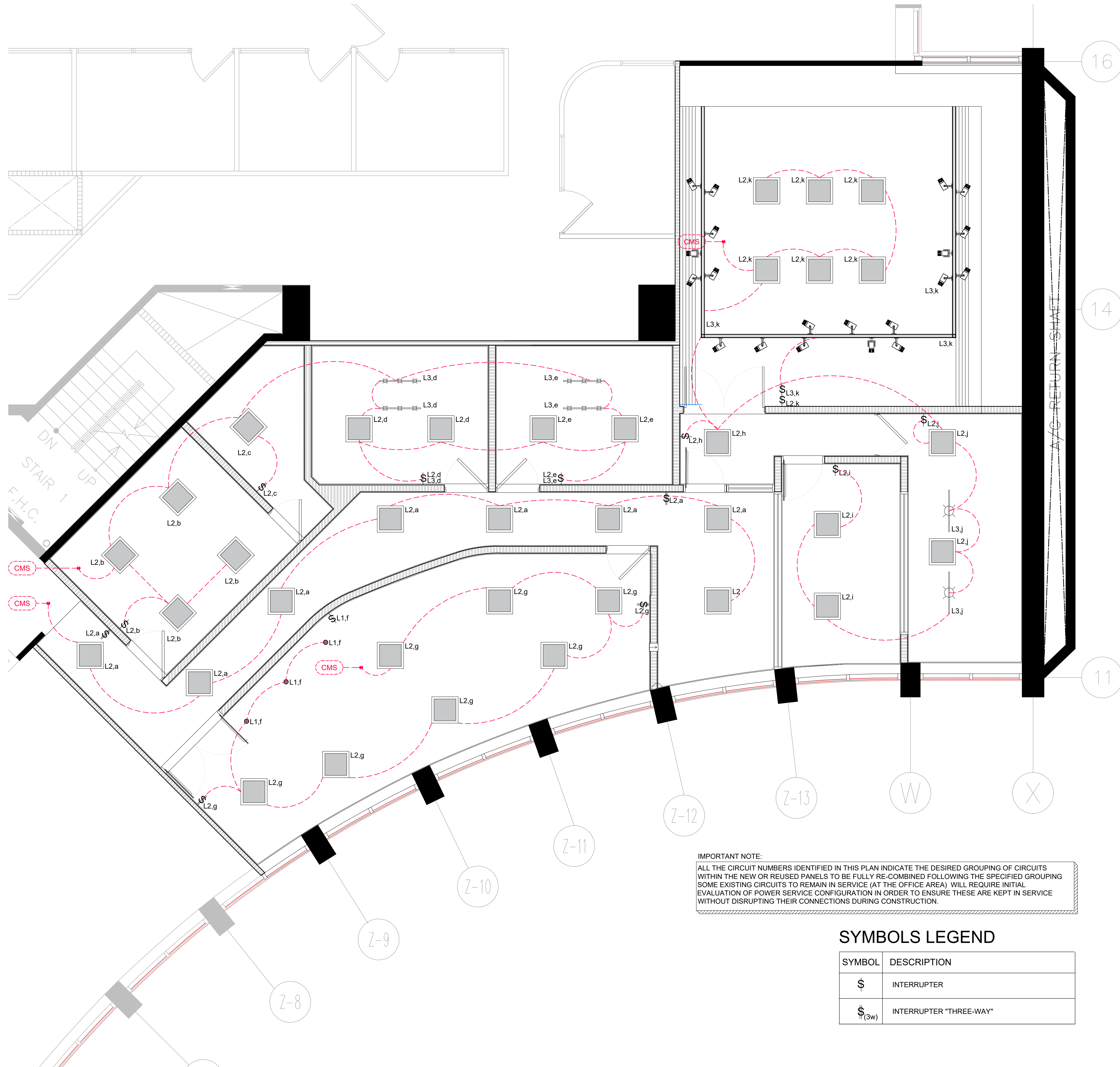
Dwg Name: OAT. DIGITAL MEDIA OFFICE 12TH LEVEL
Drawn by: ERIANA VASQUEZ, ARQ.
Revised by: Eng. W. Meléndez Rivas, #16383
Plot Scale:
Progress Print: Dec 08, 2021

TITLE

PROPOSED ELECTRICAL DISTRIBUTION PLAN

DRAWING NO.

E - 1 0 0



PROPOSED ELECTRICAL LIGHTING PLAN

SCALE: 1/4" = 1'-0"

IMPORTANT NOTE:
ALL THE CIRCUIT NUMBERS IDENTIFIED IN THIS PLAN INDICATE THE DESIRED GROUPING OF CIRCUITS WITHIN THE NEW OR REUSED PANELS TO BE FULLY RE-COMBINED FOLLOWING THE SPECIFIED GROUPING. SOME EXISTING CIRCUITS TO REMAIN IN SERVICE (AT THE OFFICE AREA) WILL REQUIRE INITIAL EVALUATION OF POWER SERVICE CONFIGURATION IN ORDER TO ENSURE THESE ARE KEPT IN SERVICE WITHOUT DISRUPTING THEIR CONNECTIONS DURING CONSTRUCTION.

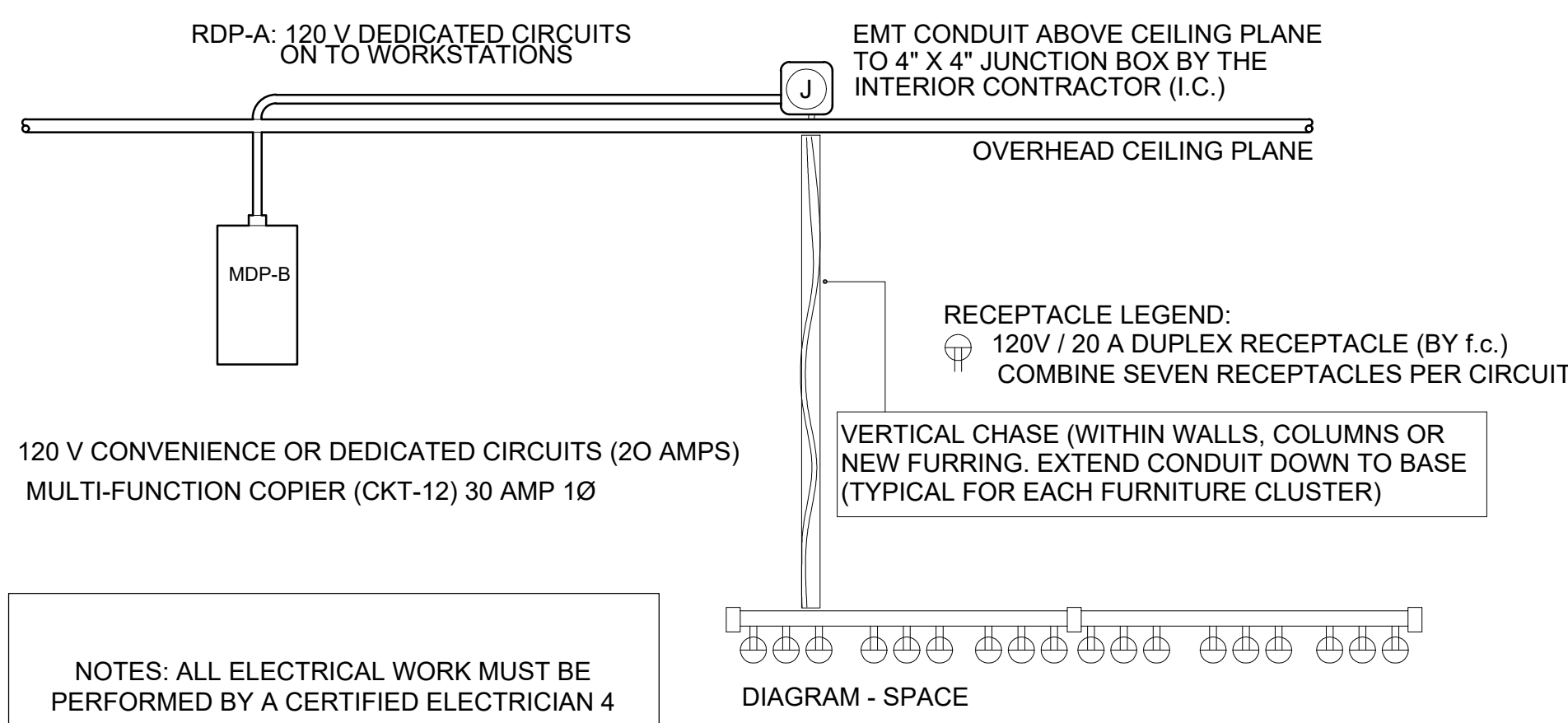
SYMBOLS LEGEND

SYMBOL	DESCRIPTION
\$	INTERRUPTER
\$ _(3w)	INTERRUPTER "THREE-WAY"

CEILING SYMBOLS LEGEND

SYMBOL	SERIE	DESCRIPTION	[REFLECTOR FINISH:]	SIZE-(OPENING)	COLOR
L1	PREMIUM DOWNLIGHT TRIM	[TRIM KIT:] R6 VT21 SC 1101FR262UWAC LTG.	[REFLECTOR FINISH:] ANODIZED ALUMINUM	6" Ø	SPECULAR CLEAR BAFFLE WHITE TRIM
L2	PARABOLICS-LITHONIA	[CATALOG NUMBER:] PT 2U MV	[REFLECTOR FINISH:] N/A	24" x 24"	WHITE
L3	TRACK LIGHT	[CATALOG NUMBER:] N/A	[REFLECTOR FINISH:] N/A	MINI CILINDER 44 IN	BLACK INTEGRATED LED LINEAR TRACK LIGHTING KIT
ELEVATION OF THE CEILING, FROM THE FLOOR FINISH					

NOTE: ALL THE LIGHTING EQUIPMENT INFORMATION INDICATE ON THE UPPER SCHEDULE IS OBTAINED THROUGH THE LIGHTOLIER CATALOG-7TH EDITION.



ELECTRICAL CONNECTION DIAGRAM - DETAIL

N.T.S

ADDRESS

OFICINA DE ADMINISTRACIÓN DE TRIBUNALES
12TH LEVEL

AVE. LUIS MUÑOZ RIVERA #268
SAN JUAN, PUERTO RICO
00918

OWNER

OFICINA DE ADMINISTRACIÓN DE TRIBUNALES

REGISTER NO.

0 6 3 - 0 5 1 - 1 6 8 - 1 0

REVISIONS

REV. DATE DESCRIPTION BY CHK'D

.. .. .

.. .. .

.. .. .

.. .. .

.. .. .

.. .. .

.. .. .

.. .. .

.. .. .

.. .. .

.. .. .

.. .. .

.. .. .

.. .. .

IMPORTANT NOTES TO THE CONTRACTOR:

CONTRACTOR SHALL VERIFY ALL DIMENSIONS AND SITE CONDITIONS BEFORE PROCEEDING WITH WORK. IF ANY DISCREPANCIES, ERRORS OR OMISSIONS SHOULD BE ENCOUNTERED ON PLANS, CONTRACTOR SHALL NOTIFY THE ENGINEER BEFORE ANY PART OF THE WORK IS STARTED SO THAT PROPER CORRECTIONS ARE MADE. IF ENGINEER IS NOT NOTIFIED PRIOR TO COMMENCING OF THE WORK.

ALL DESIGNS AND DRAWINGS HEREIN AND PRINTS ISSUED BY THE ENGINEER ARE THE PROPERTY OF THE ENGINEER AND SHALL NOT BE REUSED ON ANY OTHER LOCATION EXCEPT THE ONE FOR WHICH THEY EXPRESSLY DESIGNED.

IF THESE DRAWINGS OR ANY PART THEREOF IS REPRODUCED WITHOUT THE CONSENT OF THE ENGINEER, THE PERSON WHO IS DOING WILL BE INDEBTED TO THE ENGINEER FOR HIS FULL COST.

CONTRACTOR SHALL NOT USE FOR CONSTRUCTION PURPOSES ANY DRAWINGS THAT WERE ADVANCED TO HIM PRIOR TO THE BEGINNING OF CONSTRUCTION. ALL PLANS BEING USED BY CONTRACTOR SHOULD HAVE A LABEL SAYING "FOR CONSTRUCTION ONLY" SIGNED AND SEALED BY THE ENGINEER.

CERTIFICATION

I, WILLIAM MELENDEZ RIVAS, LIC. 16383, CERTIFY THAT I AM THE PROFESSIONAL DESIGNER OF THESE PLANS AND SPECIFICATIONS. I ALSO CERTIFY THAT I UNDERSTAND THAT THESE PLANS AND SPECIFICATIONS MEET THE REGULATORY PROVISIONS SET OF RULES AND CODES OF AGENCIES, BOARDS REGULATORS AND PUBLIC CORPORATIONS WITH JURISDICTION. I ACKNOWLEDGE THAT IF ANY FALSE STATEMENTS OR FORGERY OF EVENTS HAVE OCCURRED WITHOUT KNOWLEDGE OR NEGLIGENCE WHETHER BY ME, MY AGENTS OR EMPLOYEES, OR OTHER PERSONS WITH MY KNOWLEDGE, MAKES ME RESPONSIBLE FOR ANY COURT, OIGPA, DISCIPLINARY ACTION AND/OR OTHER COMPETENT AUTHORITIES, INCLUDING, BUT NOT LIMITED TO THE TERMINATION OF PARTICIPATION IN THE PROFESSIONAL CERTIFICATION PROCEDURES ON THE OIGPA.



PO Box 970, Naguabo, P.R. 00718
Tel.: (787) 918-5890 / 5891
Email: info@ingenieromelendez.com

SIGNATURE



FILE

Dwg Name: OAT-DIGITAL MEDIA OFFICE 12TH LEVEL
Drawn by: ERIANA VASQUEZ, ARG.
Revised by: Keyshla Rodriguez, AIT #22103
Plot Scale:
Progress Print: Dec 08, 2021

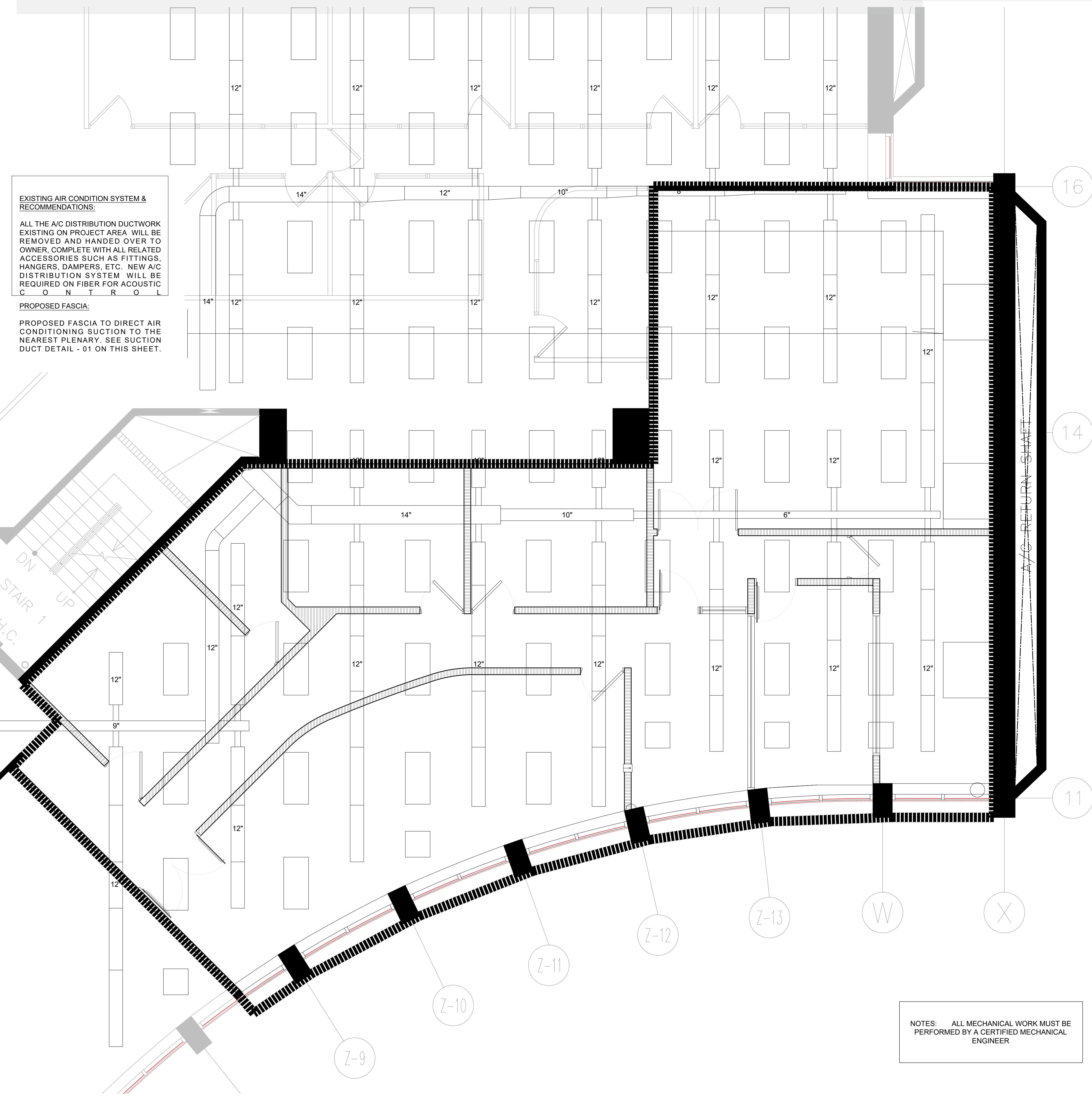
TITLE

PROPOSED ELECTRICAL LIGHTING

P L A N

DRAWING NO.

E - 1 0 1



EXISTING AIR CONDITION SYSTEM & RECOMMENDATIONS:

ALL THE A/C DISTRIBUTION DUCTWORK EXISTING ON PROJECT AREA WILL BE REMOVED AND HANDED OVER TO OWNER, COMPLETE WITH ALL RELATED ACCESSORIES SUCH AS FITTINGS, HANGERS, DAMPERS, ETC. NEW A/C DISTRIBUTION SYSTEM WILL BE REQUIRED ON FIBER FOR ACOUSTIC CONTROL.

PROPOSED FASCIA:

PROPOSED FASCIA TO DIRECT AIR CONDITIONING SUCTION TO THE NEAREST PLENUM. SEE SUCTION DUCT DETAIL - 01 ON THIS SHEET.

GENERAL A/C NOTES

INTENTION
IT IS THE INTENTION OF THE DRAWINGS TO CALL FOR FINISHED WORK, COMPLETE, TESTED AND READY FOR OPERATION. DETAILS NOT SHOWN OR SPECIFIED, BUT NECESSARY FOR THE PROPER INSTALLATION, FUNCTION AND OPERATION OF THE SYSTEM SHALL FORM PART OF THE WORK TO BE PERFORMED BY THE CONTRACTOR

MECHANICAL PLANS
MECHANICAL PLANS SHALL BE COORDINATED WITH THE ARCHITECTURAL AND STRUCTURAL PLANS, AND THAT ALL OTHER OF TRADES.

VIBRATION ISOLATION
CONTRACTOR SHALL PROVIDE SUITABLE VIBRATION INSULATION FOR THE SYSTEM AS RECOMMENDED BY MANUFACTURER OF EQUIPMENT SPECIFIED OR PROVIDED.

EQUIPMENT
CONTRACTOR SHALL FURNISH AND INSTALL NEW DUCTS, INSULATION, PIPING, VALVES, SENSORS, CONTROL SYSTEMS AND ANY OTHER ITEM REQUIRED FOR THE FUNCTION AND OPERATION OF THE A/C SYSTEM.

CONDENSATE PIPING
CONDENSATE DRAIN PIPING SHALL BE FURNISHED BY THE CONTRACTOR TO THE NEAREST ALLOWABLE DRAIN. CONTRACTOR SHALL INSTALL DRAIN PUMPS TO TRANSPORT CONDENSATE TO AVAILABLE POINT OF OF DISCHARGE ABOVE EQUIPMENT LEVEL.

NOTES / INSULATION:

INSULATION: (INTERIOR)
SHALL BE NONCOMBUSTIBLE, RIGID MOLDED WITH MINIMUM K VALUE OF 0.24 @ 75°F, ASTM C547, MAX. MOISTURE ABSORPTION OF 0.2% BY VOL., AND VAPOR BARRIER LAP ADHESIVE COMPATIBLE WITH INSULATION.

REGULATORY REQUIREMENT:
INSULATION SHALL CONFORM TO A MAXIMUM FLAME SPREAD/SMOKE DEVELOPMENT RATING OF 25/50 IN ACCORDANCE WITH ASTM E84, NFPA 255 & UL 723.

CHILLED WATER PIPING INSULATION:
SHALL BE POLYISOCYANURATE WITH 25 / 50 FLAME SPREAD / SMOKE DEVELOPMENT RATE MINIMUM INSULATION THICKNESS SHALL BE 1-1/2"

ADDRESS
OFICINA DE ADMINISTRACIÓN DE TRIBUNALES
12TH LEVEL

**AVE. LUIS MUÑOZ RIVERA #268
SAN JUAN, PUERTO RICO
00918**

OWNER
OFICINA DE ADMINISTRACIÓN DE TRIBUNALES

REGISTER NO.
0 6 3 - 0 5 1 - 1 6 8 - 1 0

REVISIONS

REV.	DATE	DESCRIPTION	BY	CHK'D

NOTES:

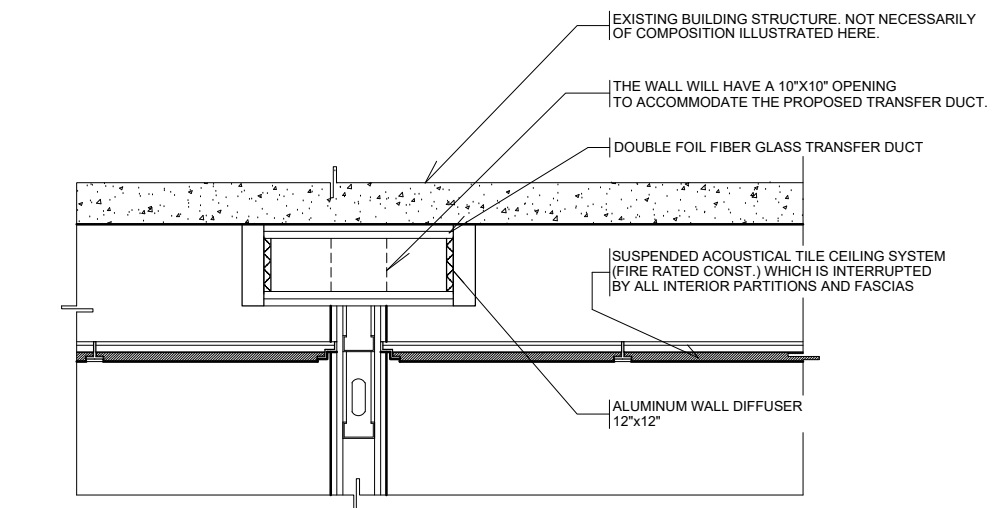
- 1.- ALL MEASUREMENTS ARE EXPRESSED IN FEET-INCHES UNLESS OTHERWISE NOTED.
- 2.- HVAC CONTRACTOR SHALL VERIFY INTERFERENCES WITH OTHER ELEMENTS.
- 3.- DUCTS WILL BE EXTERNALLY WRAPPED WITH THERMAL INSULATION OF 1 1/2" THICK MADE FROM FIBERGLASS BLANKET AND VAPOR BARRIER.
- 4.- EQUIPMENT DRAIN PIPES SHALL HAVE A 1 1/4" MINIMUM DIAMETER MADE OF PVC, INCLUDE AN "U" SEAL, HAVE A 5% SLOPE AND THE DISTANCE BETWEEN SUPPORTS SHALL NOT EXCEED 5 ft.
- 5.- DUCTS OR PIPES THAT PASS THROUGH WALL OR ROOFS SHALL BE PROPERLY PROTECTED TO AVOID LEAKS OF RAIN WATER TO THE INSIDE OF THE BUILDING.
- 6.- EQUIPMENT SHALL BE SUPPORTED BY FIXING ELEMENTS PROVIDED BY MANUFACTURER.
- 7.- REFRIGERANTS PIPES TO BE INSULATED WITH ARMAFLEX OR PIUBATEX.
- 8.- ALL SUPPLY AIR GRILLE SHALL HAVE VOLUME CONTROL.
- 9.- ALL AIR CONDITIONING UNITS SHALL BE HAVE SMOKE DETECTORS (SD) MOUNTED ON THE RETURN DUCTWORK



DUCT WILL BE LOCATED ABOVE PROPOSED FACE

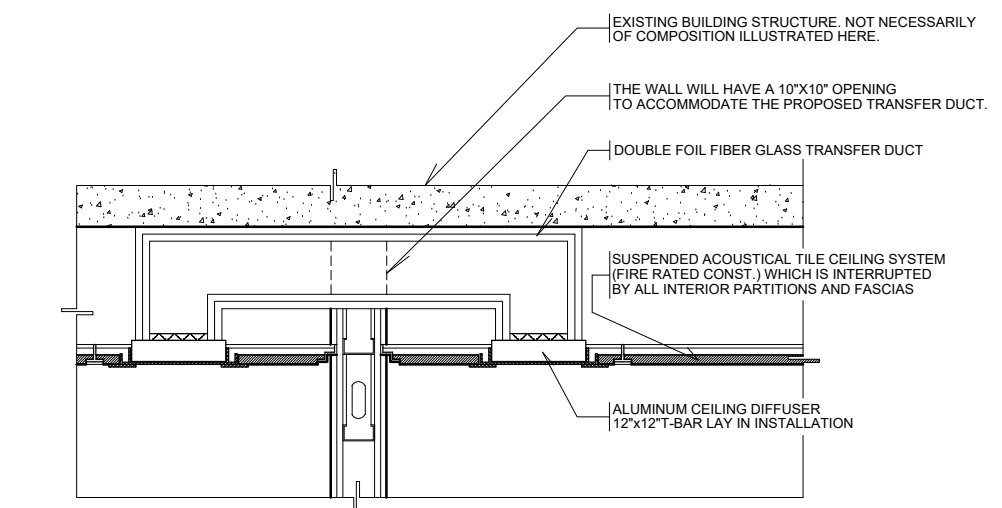
SUCTION DUCT DETAIL - 01

N.T.S



ROOM TO ROOM TRANSFER DUCT DETAIL

N.T.S



PLENUM TO PLENUM RETURN TRANSFER DUCT DETAIL

N.T.S

IMPORTANT NOTES TO THE CONTRACTOR:

CONTRACTOR SHALL VERIFY ALL DIMENSIONS AND SITE CONDITIONS BEFORE PROCEEDING WITH WORK. IF ANY DISCREPANCIES, ERRORS OR OMISSIONS SHOULD BE ENCOUNTERED ON PLANS, CONTRACTOR SHALL NOTIFY THE ENGINEER BEFORE ANY PART OF THE WORK IS STARTED SO THAT PROPER CORRECTIONS ARE MADE. IF ENGINEER IS NOT NOTIFIED PRIOR TO COMMENCING OF THE WORK.

ALL DESIGNS AND DRAWINGS HEREIN AND PRINTS ISSUED BY THE ENGINEER ARE THE PROPERTY OF THE ENGINEER AND SHALL NOT BE REUSED ON ANY OTHER LOCATION EXCEPT THE ONE FOR WHICH THEY EXPRESSLY DESIGNED.

IF THESE DRAWINGS OR ANY PART THEREOF IS REPRODUCED WITHOUT THE CONSENT OF THE ENGINEER, THE PERSON WHO IS DOING WILL BE INDEBTED TO THE ENGINEER FOR HIS FULL COSTS.

CONTRACTOR SHALL NOT USE FOR CONSTRUCTION PURPOSES ANY DRAWINGS THAT WERE ADVANCED TO HIM PRIOR TO THE BEGINNING OF CONSTRUCTION. ALL PLANS BEING USED BY CONTRACTOR SHOULD HAVE A LABEL SAYING "FOR CONSTRUCTION ONLY" SIGNED AND SEALED BY THE ENGINEER.

CERTIFICATION

I, WILLIAM MELENDEZ RIVAS, LIC. 16383, CERTIFY THAT I AM THE PROFESSIONAL DESIGNER OF THESE PLANS AND SPECIFICATIONS. I ALSO CERTIFY THAT I UNDERSTAND THAT THESE PLANS AND SPECIFICATIONS MEET THE REGULATORY PROVISIONS SET OF RULES AND CODES OF AGENCIES, BOARDS REGULATORS AND PUBLIC CORPORATIONS WITH JURISDICTION. I ACKNOWLEDGE THAT IN ANY FALSE STATEMENTS OR FORGERY OF EVENTS HAVE OCCURRED WITHOUT KNOWLEDGE OR NEGLIGENCE WHETHER BY ME, MY AGENTS OR EMPLOYEES, OR OTHER PERSONS WITH AN KNOWLEDGE, MAKES ME RESPONSIBLE FOR ANY COURT, ODP's DISCIPLINARY ACTION AND/OR OTHER COMPETENT AUTHORITIES, INCLUDING, BUT NOT LIMITED TO THE TERMINATION OF PARTICIPATION IN THE PROFESSIONAL CERTIFICATION PROCEDURES ON THE ODP's.



PO Box 970, Naguabo, P.R. 00718
Tel: (787) 918-5990 / 5891
Email: info@ingenieromelendez.com



FILE

Dwg Name: OAT: DIGITAL MEDIA OFFICE 12TH LEVEL
Drawn by: ERIANA VASQUEZ, ARQ.
Reviewed by: KEYSHA RODRIGUEZ, AIT #22103
Eng. W. Meléndez Rivas, #16383

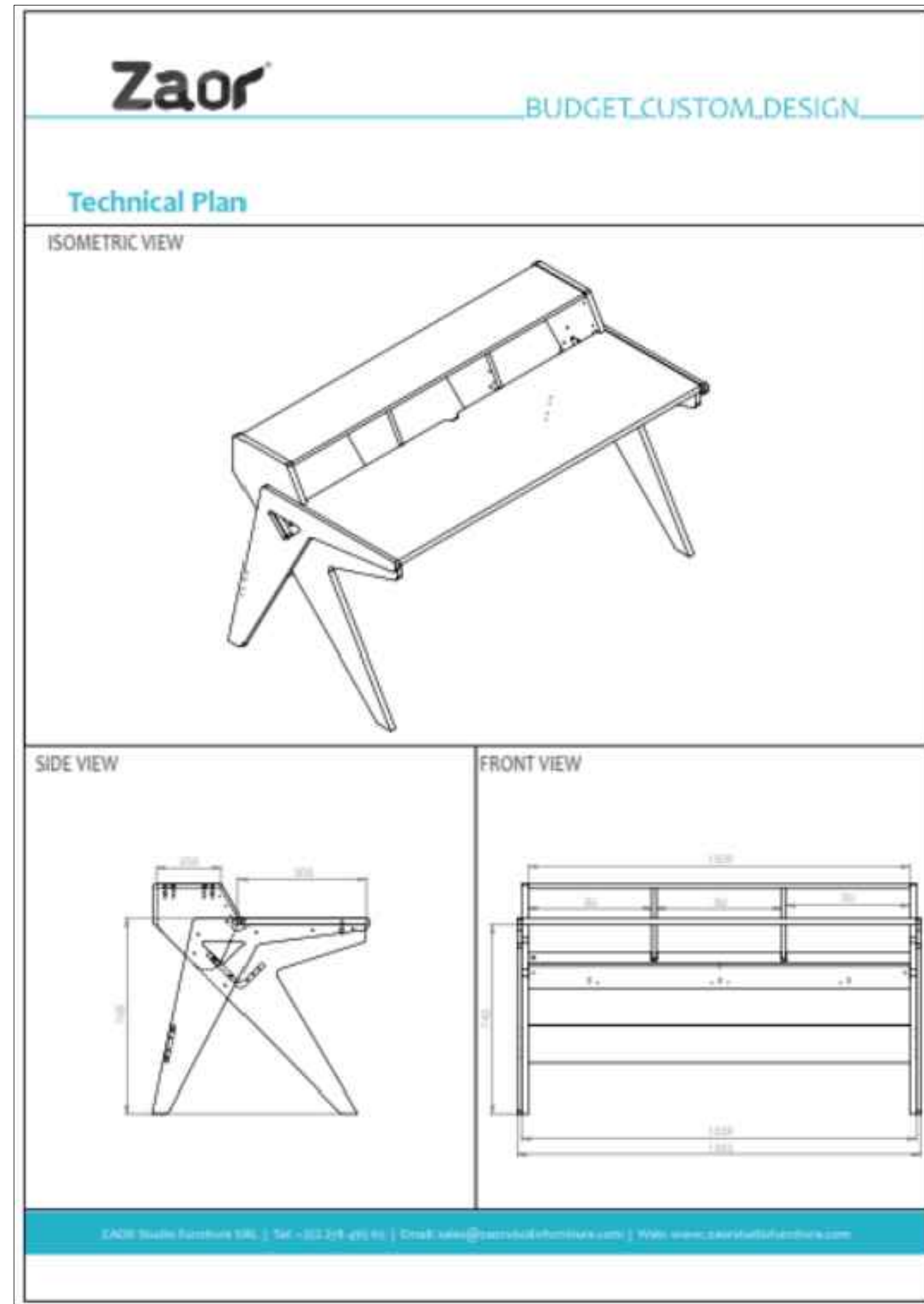
Plor Scale:
Progress Print: Dec 08, 2021

TITLE
EXISTING CONDITION MECHANICAL SYSTEM & RECOMMENDATIONS DRAWING NO.

EXISTING CONDITION MECHANICAL SYSTEM & RECOMMENDATIONS

SCALE: 3/16" = 1'-0"

a. TYPE FURNITURE
PURCHASED BY THE CLIENT



GENERAL NOTE:

THE EQUIPMENT / PRODUCTS TO BE INSTALLED MUST BE THE SAME OR SIMILAR TO EQUIPMENT OR PRODUCTS ILLUSTRATED IN THE RECOMMENDATIONS OF THIS PROJECT.

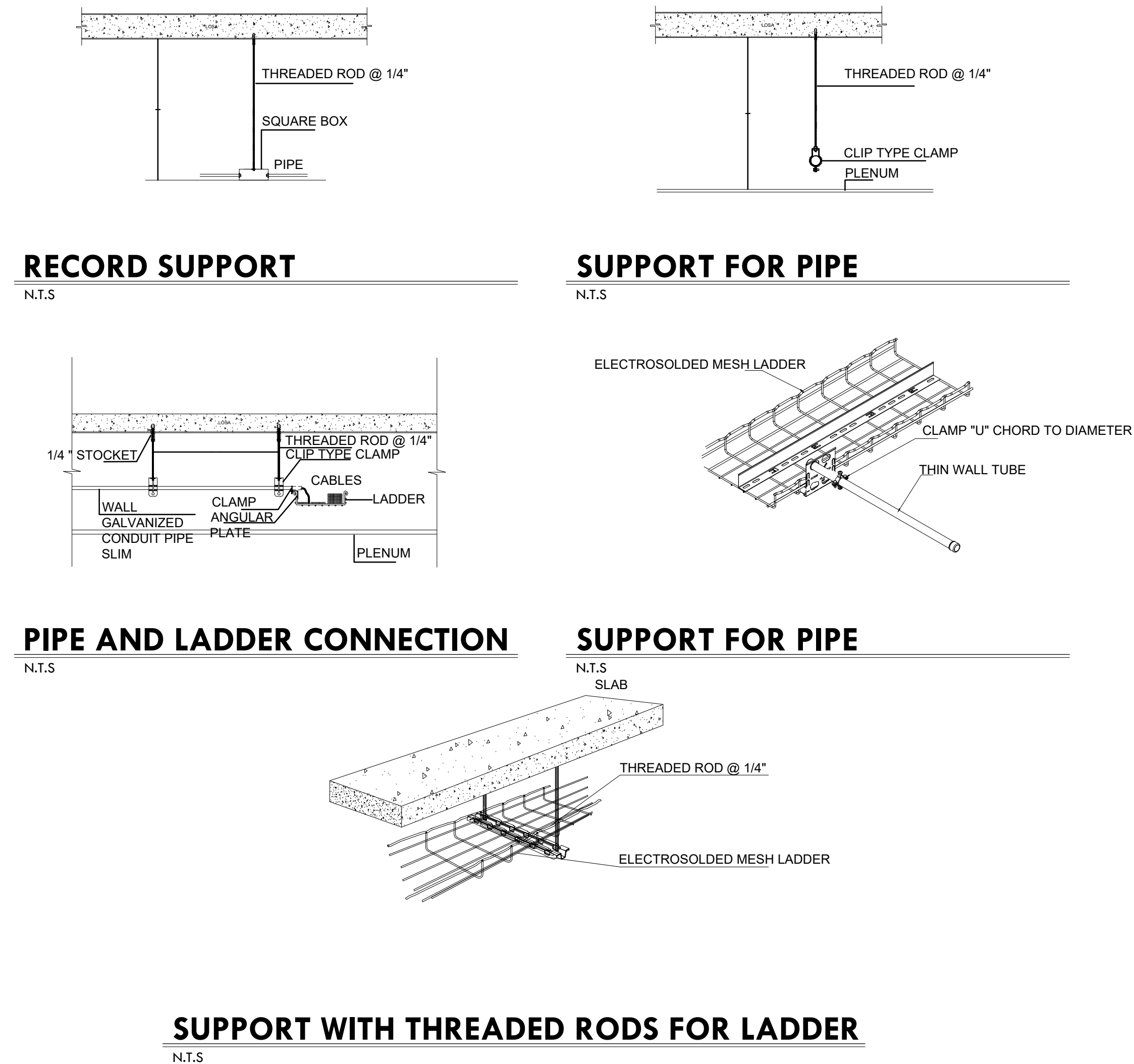
b. TYPICAL TRACK LIGHT



d. ACOUSTICAL CEILING TILE



e. FASTENING SYSTEM FOR TRACK LIGHT IN VIDEO STUDIO AREA



c. TYPICAL "ON AIR" SIGN - LIGHTBOX



ADDRESS
OFICINA DE ADMINISTRACIÓN DE TRIBUNALES
12TH LEVEL
AVE. LUIS MUÑOZ RIVERA #268
SAN JUAN, PUERTO RICO
00918

OWNER
OFICINA DE ADMINISTRACIÓN DE TRIBUNALES
REGISTER NO.
0 6 3 - 0 5 1 - 1 6 8 - 1 0

REVISIONS

REV.	DATE	DESCRIPTION	BY	CHK'D

IMPORTANT NOTES TO THE CONTRACTOR:

CONTRACTOR SHALL VERIFY ALL DIMENSIONS AND SITE CONDITIONS BEFORE PROCEEDING WITH WORK. IF ANY DISCREPANCIES, ERRORS OR OMISSIONS SHOULD BE ENCOUNTERED ON PLANS, CONTRACTOR SHALL NOTIFY THE ENGINEER BEFORE ANY PART OF THE WORK IS STARTED. SO THAT PROPER CORRECTIONS ARE MADE. IF ENGINEER IS NOT NOTIFIED PRIOR TO COMMENCEMENT OF THE WORK.
ALL DESIGNS AND DRAWINGS HEREIN AND PRINTS ISSUED BY THE ENGINEER ARE THE PROPERTY OF THE ENGINEER AND SHALL NOT BE REPRODUCED OR USED IN ANY OTHER LOCATION EXCEPT THE ONE FOR WHICH THEY EXPRESSLY DESIGNED.
IF THESE DRAWINGS OR ANY PART THEREOF IS REPRODUCED WITHOUT THE CONSENT OF THE ENGINEER, THE PERSON WHO IS DOING SO WILL BE INDEBTED TO THE ENGINEER FOR HIS FULL COST.
CONTRACTOR SHALL NOT USE FOR CONSTRUCTION PURPOSES ANY DRAWINGS THAT WERE ADVANCE TO HIM PRIOR TO THE BEGINNING OF CONSTRUCTION. ALL PLANS BEING USED BY CONTRACTOR SHOULD HAVE A LABEL SAYING "FOR CONSTRUCTION ONLY" SIGNED AND SEALED BY THE ENGINEER.

CERTIFICATION

I, WILLIAM MELENDEZ RIVAS, LIC. 16383, CERTIFY THAT I AM THE PROFESSIONAL DESIGNER OF THESE PLANS AND SPECIFICATIONS. I ALSO CERTIFY THAT I UNDERSTAND THAT THESE PLANS AND SPECIFICATIONS MEET THE REGULATION PROVISIONS SET OF RULES AND CODES OF AGENCIES, BOARDS, REGULATORS AND PUBLIC CORPORATIONS WITH JURISDICTION. I ACKNOWLEDGE THAT IF ANY FALSE STATEMENTS OR CONSPIRACY OF ERRORS HAVE OCCURRED WITHOUT KNOWLEDGE OF NEGLIGENCE WHETHER BY ME, MY AGENTS OR EMPLOYEES OR OTHER PEOPLE INCLUDING, BUT NOT LIMITED TO THE TERMINATION OF PARTICIPATION IN THE PROFESSIONAL CERTIFICATION PROCEDURES ON THE OATH.



PO Box 970, Naguabo, P.R. 00718
Tel. (787) 918-5890 / 5891
Email: info@ingenieromelendez.com

SIGNATURE



FILE
Dwg Name: OAT_DIGITAL MEDIA OFFICE 12TH LEVEL
Drawn by: ERIANA VASQUEZ, AEP
Revised by: Eng. W. Melendez Rivas, #16383
Plot Scale:
Progress Print: Dec 08, 2021

TITLE
EQUIPMENT & TECHNICAL SPECIFICATIONS

DRAWING NO.

Q - 1 0 0

PAGE: 15/15